



BELGARD[®]
— HARDCAPES —

BE PREPARED FOR COMPANY™

2013 BELGARD PRODUCT GUIDE

Elements Limited Warranty

This Element has been manufactured by Harmony Outdoor Living, Inc. on behalf of Belgard Hardscapes, a division of Oldcastle Architectural, Inc. Belgard warrants to the first consumer purchaser (but not to any transferees or subsequent owners) that the Element will be free from defects in workmanship and materials, under normal use, for as long as the Element is owned by such first consumer purchaser, and that the Element, when installed and used in accordance with the written installation manual, shall comply with all applicable federal, state and local laws. If the Element includes a fireplace, it shall comply with the requirements of the Standards for Factory-Built Fireplaces (UL-127). Notwithstanding the foregoing, some third party accessories and components such as fire pit/table pans and screens, gas fire pit components, brick oven domes, fireplace screens, glass doors, and remote controls, water feature pumps and spillways, lighting and electrical, sinks and faucets, stainless kitchen doors, stainless appliances, and countertop material sold with or incorporated into the Element are warranted only for the shorter of the warranty period above or the following specific periods set forth below, and are subject to the limitations described below: Please see specific manufacturer's warranty for more details.

The above warranty periods begin on the date of initial purchase of the Element by the first consumer purchaser. All warranties expire upon any transfer or change of ownership of the Element (or the residence at which it is first installed) to any person other than the first consumer purchaser.

Belgard's sole obligation under this express warranty shall be, at Belgard's option and expense, to replace the Element or part, or to repair the Element or part. Belgard warrants any replaced Element or part for a period of ninety (90) days from shipment, or through the end of the original warranty period, whichever is longer. All Elements or parts that are replaced become the property of Belgard.

Belgard makes no warranty regarding texture, color, color change, efflorescence, fading or other aesthetic characteristics of any Element. Belgard does not guarantee that any replacement components will be an exact match to the color or texture of the original Element.

This limited warranty is void in cases of damage in transit, negligence, abuse, abnormal usage, misuse, accidents, improper maintenance or any unauthorized repair, modification or adjustment of the Element. This limited warranty does not cover labor or other costs or expenses associated with repairs performed by anyone other than Belgard or one of Belgard's authorized agents absent Belgard's prior written consent. Any implied warranties are limited to the duration of this express warranty. Some states do not allow the limitation on implied warranties so the foregoing limitation may not apply to you. In the event that the exclusive remedies provided above fail, Belgard's liability shall be limited to an amount equal to the original purchase price paid by the first consumer purchaser. Under no circumstances shall Belgard be liable for any special, indirect, incidental, consequential, punitive or similar damages, all of which are expressly excluded from this warranty and from any implied warranty arising under state law, including any implied warranty of merchantability and any implied warranty of fitness for a particular purpose, and some states do not allow the exclusion or limitation of incidental or consequential damages, so the above limitation or exclusion may not apply to you. This warranty gives you specific legal rights, and you may also have other rights which vary from state to state. This limited warranty applies to Elements installed in or at personal residences only. No warranty whatsoever, express or implied, is made with respect to commercial applications.



BE PREPARED FOR COMPANY™



THE BRIGHTON SERIES



BRIGHTON FIREPLACE

- BTFFPAW (36" wood)
- BTFFPABG (Natural gas, without chimney)
- BTFFPATG (Natural gas, with chimney/top)
- BTFFPABGL (LP burning, without chimney/top)
- BTFFPATGL (LP burning, with chimney/top)

Rough dimensions:
3.3'D X 4.3'W X 8.5'H

Please note NG and LP are special order units and may have an increased lead time. Contact your rep for info.

Approximate weight:
Bottom unit-4495 lbs.
Top unit-1130 lbs.

BRIGHTON WOOD BOXES

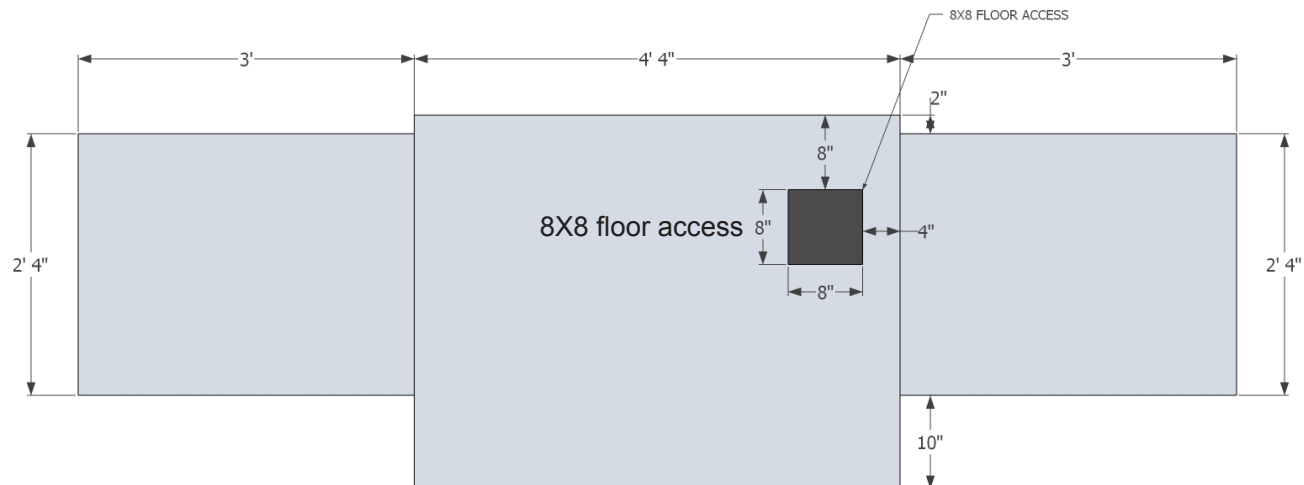
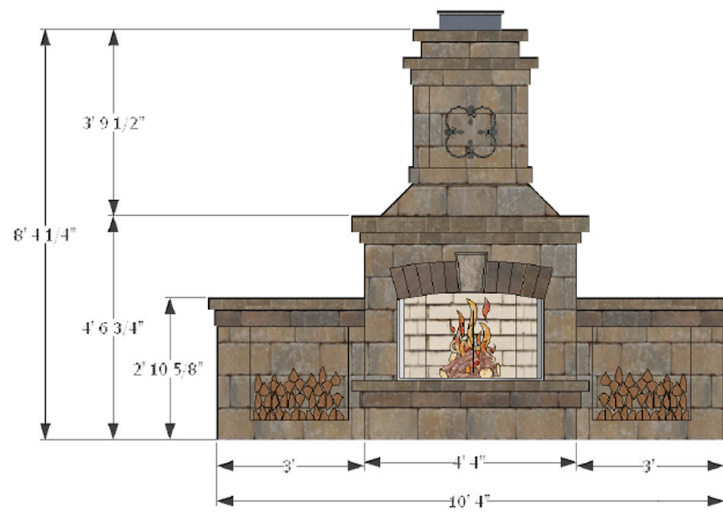
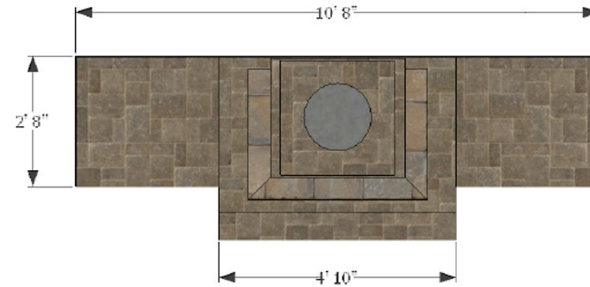
NEW FOR 2013 – DESIGN CHANGE

- BTWDBX



Approximate weight per box: 1240 lbs.
Rough dimensions: 2.3'D X 3'W X 2.9'H

THE BRIGHTON SERIES SPEC SHEET



THE BRISTOL SERIES

BRISTOL FIREPLACE

- BLFRPW (36" wood)
- BLFRPBOG
(Natural gas, without chimney)
- BLFRPBG
(Natural gas, with chimney/top)
- BLFRPBOL
(LP burning, without chimney/top)
- BLFRPBL
(LP burning, with chimney/top)

Rough dimensions:

3'D X 5'W X 9.5'H

Approximate weight:

Bottom unit-3935 lbs.

Top unit-3100 lbs.



Please note NG and LP are special order units and may have an increased lead time. Contact your rep for info.

BRISTOL WOOD BOXES

- BLWDBX

Approximate weight per box: 1900 lbs.

Rough dimensions: 2.3'D X 3'W X 3.25'H



BRISTOL ARCHED HEARTH

- BLHTA

Approximate weight: 1080 lbs.

Rough dimensions: 2'D X 5'W X .9'H



THE BRISTOL SERIES



BRISTOL BRICK OVEN

- BLBRO
- Approximate weight:
Bottom unit-3015 lbs.
Top unit-3485 lbs.
Rough dimensions:
4'D X 4'W X 8.1'H

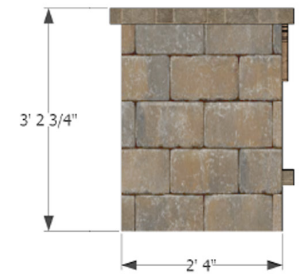
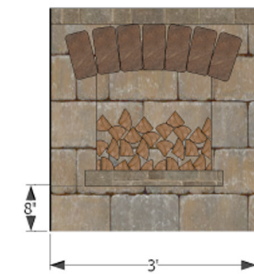
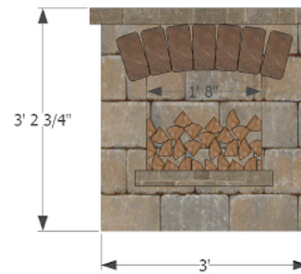
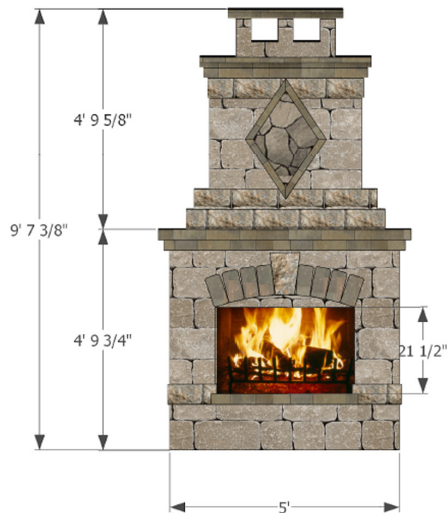
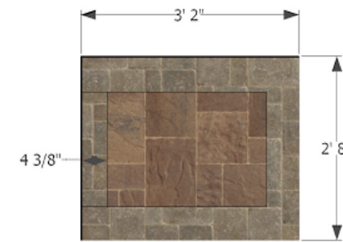
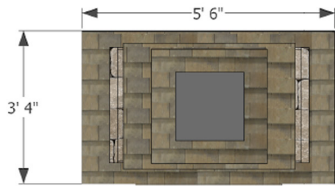
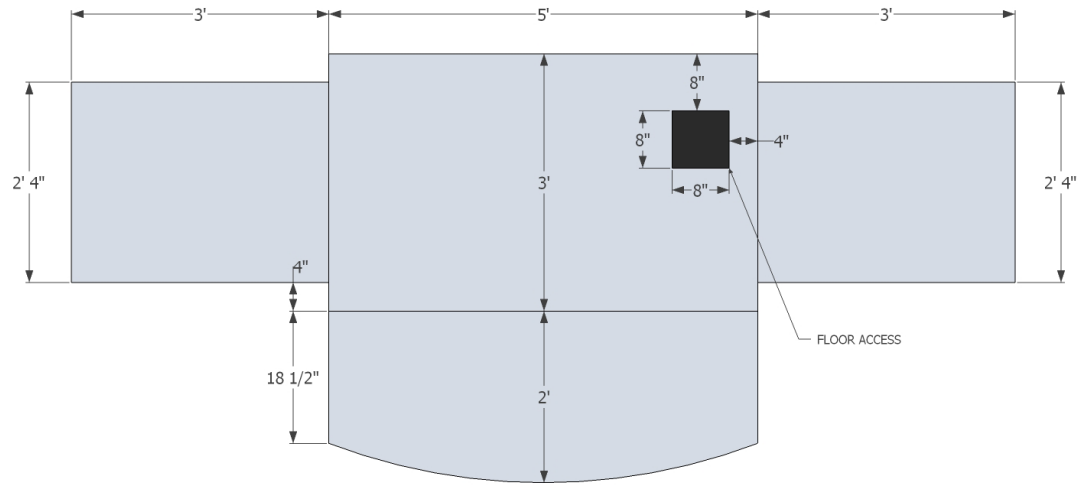
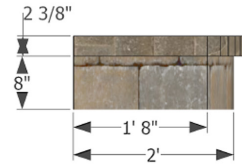


BRISTOL GRILL ISLAND

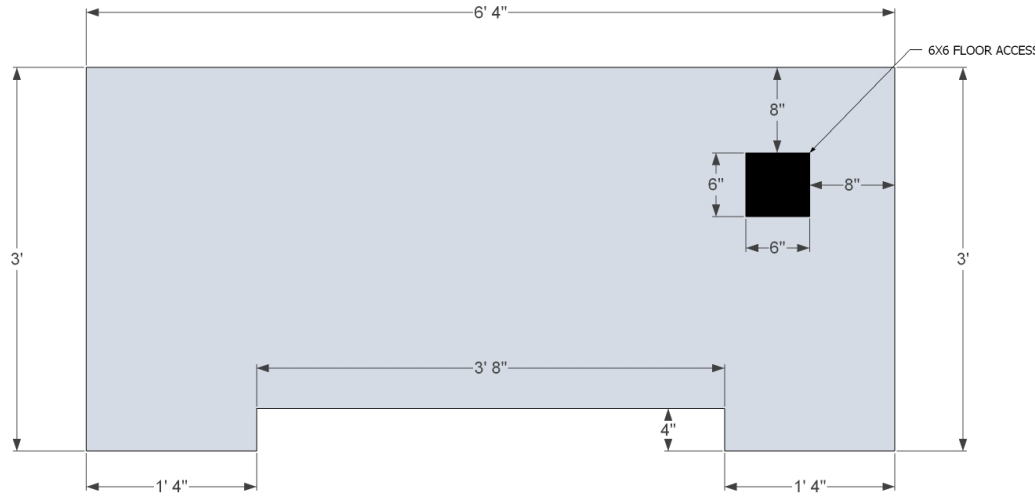
- BLGRISL
- Approximate weight: 3834 lbs.
Rough dimensions:
3'D X 6.3'W X 4.3'H
Includes: AOG 36" Grill
Includes: AOG 30" Double door

Please specify NG or LP when ordering.
Not actual grill and doors shown.

THE BRISTOL SERIES SPEC SHEET



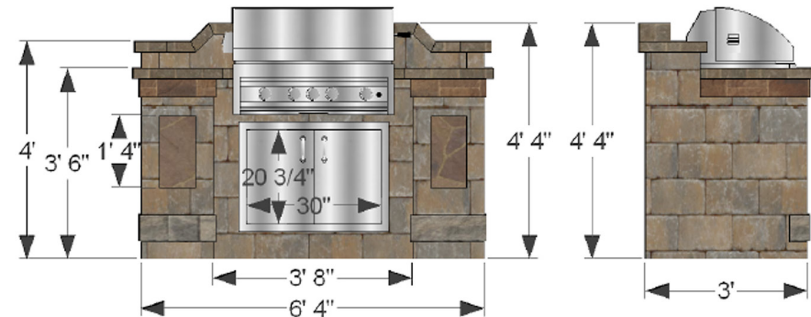
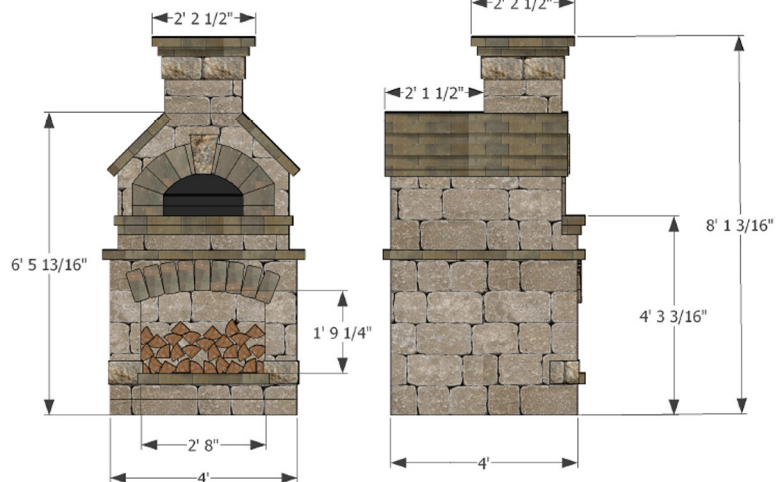
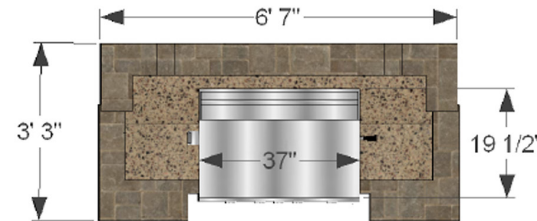
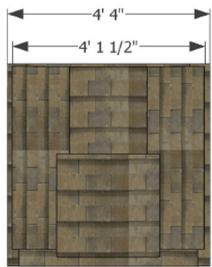
THE BRISTOL SERIES SPEC SHEET



36" AOG Grill
 Model: 36NB
 Cut-Out: 37"W X 19 1/2"D X 8 1/2"H
 Primary Cooking Surface: 648 sq. in.
 BTU's: 48,000 Primary & 13,000 Backburner



Double Access Doors
 Model: 20-30-SSD
 Cut-Out: 20 3/4"H X 30"W



THE WEXFORD SERIES

(Non stock items)

WEXFORD FIREPLACE

- WXFRPW (36" wood)
- WXFRPBOG
(Natural gas, without chimney)
- WXFRPBG
(Natural gas, with chimney/top)
- WXFRPBOL
(LP burning, without chimney/top)
- WXFRPBL
(LP burning, with chimney/top)

Rough dimensions:

3'D X 5'W X 9.5'H

Approximate weight:

Bottom unit-3943 lbs.

Top unit-3100 lbs.



Please note NG and LP are special order units and may have an increased lead time. Contact your rep for info.

WEXFORD WOOD BOXES

- WXWDBX

Approximate weight per box: 1900 lbs.

Rough dimensions: 2.3'D X 3'W X 3.25'H



WEXFORD STRAIGHT HEARTH

- WXHTS

Approximate weight: 1160 lbs.

Rough dimensions: 2'D X 5'W X .9'H



THE WEXFORD SERIES

(Non stock items)



WEXFORD BRICK OVEN

- WXBRO
- Approximate weight:
Bottom unit-3040 lbs.
Top unit-3800 lbs.
Rough dimensions:
4'D X 4'W X 8.1'H

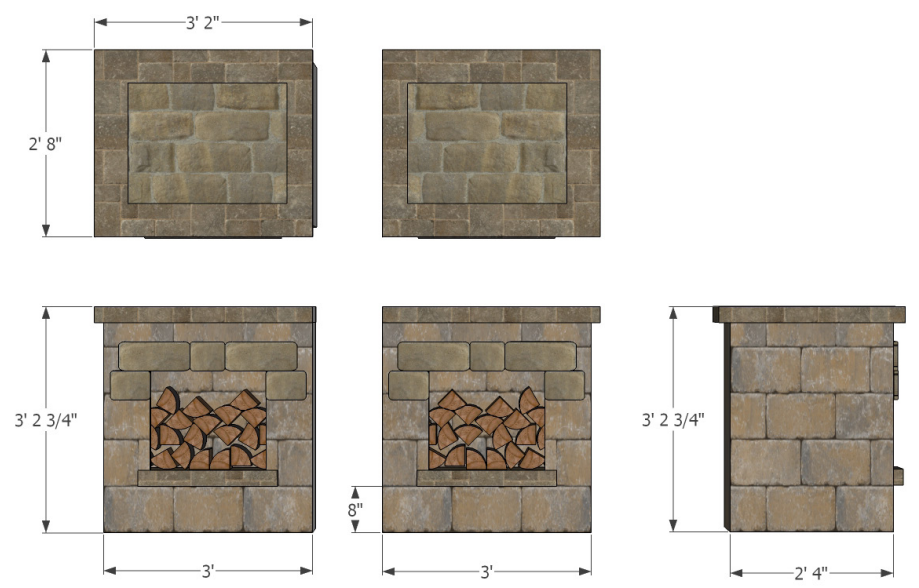
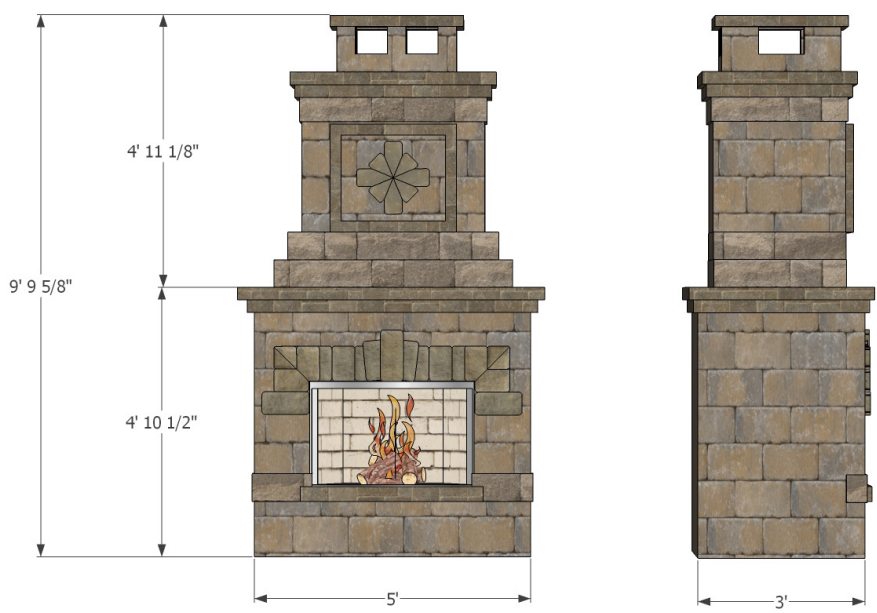
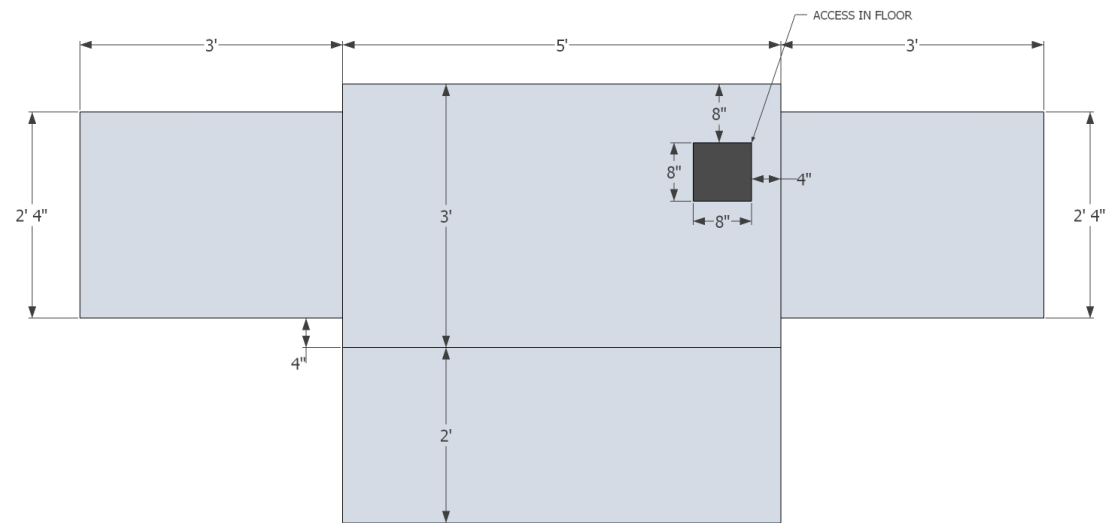


WEXFORD GRILL ISLAND

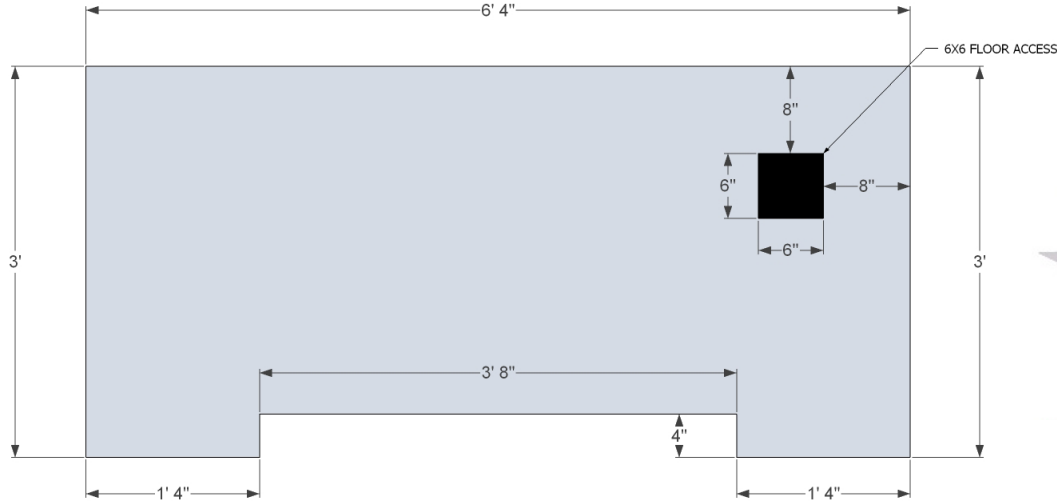
- WXGRISL
- Approximate weight: 3895 lbs.
Rough dimensions:
3'D X 6.3'W X 4.3'H
Includes: AOG 36" Grill
Includes: AOG 30" Double door

Please specify NG or LP when ordering.
Not actual grill and doors shown

THE WEXFORD SERIES SPEC SHEET

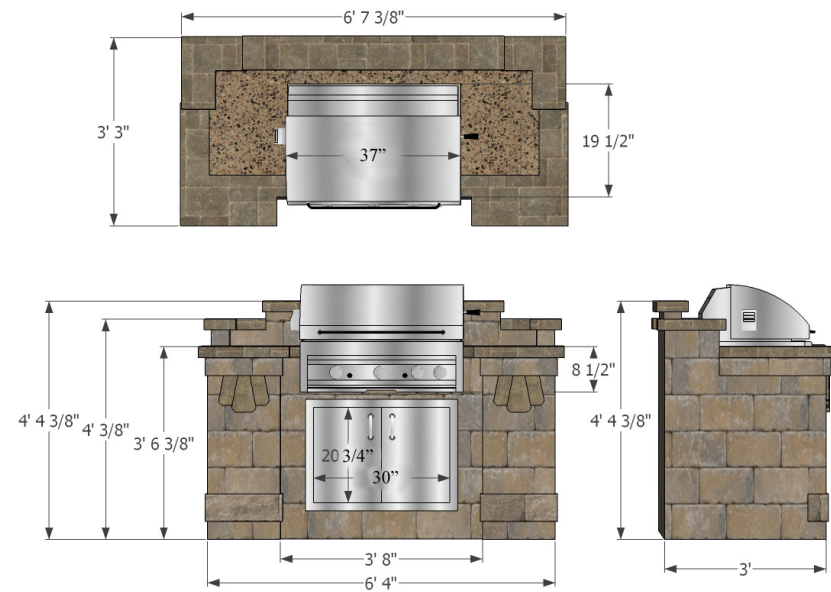
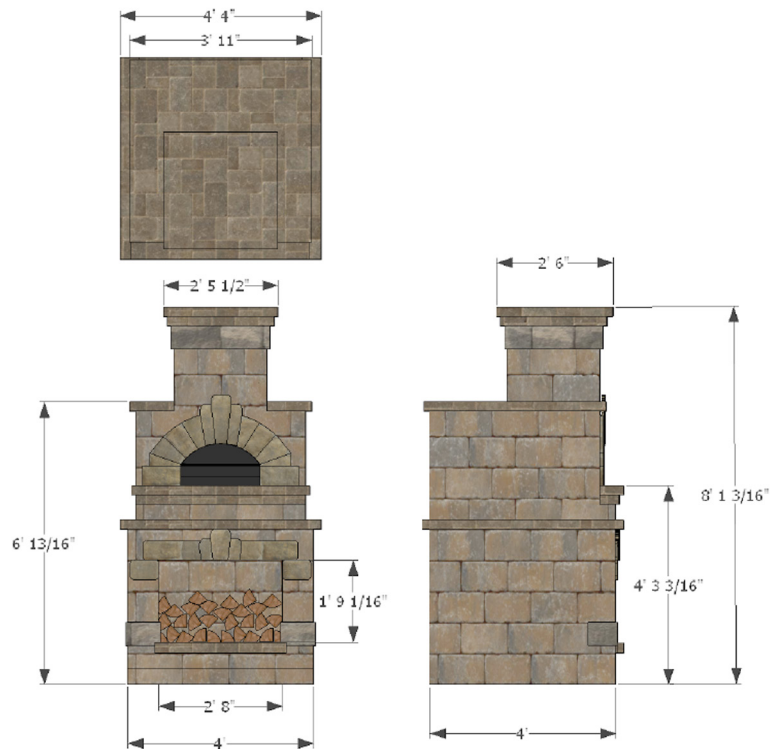


THE WEXFORD SERIES SPEC SHEET



36" AOG Grill
 Model: 36NB
 Cut-Out: 37"W X 19 1/2"D X 8 1/2"H
 Primary Cooking Surface: 648 sq. in.
 BTU's: 48,000 Primary & 13,000 Backburner

Double Access Doors
 Model: 20-30-SSD
 Cut-Out: 20 3/4"H X 30"W



THE JAMESTOWN SERIES

(Non stock items)

JAMESTOWN FIREPLACE

- JMFRPW (36" wood)
- JMFRPBOG
(Natural gas, without chimney)
- JMFRPBG
(Natural gas, with chimney/top)
- JMFRPBOL
(LP burning, without chimney/top)
- JMFRPBL
(LP burning, with chimney/top)

Rough dimensions:

3'D X 5'W X 9.5'H

Approximate weight:

Call for details

Please note NG and LP are special order units and may have an increased lead time. Contact your rep for info.



JAMESTOWN WOOD BOXES

- JMWDBX

Approximate weight per box: Call for details

Rough dimensions: 2.3'D X 3'W X 3.25'H



JAMESTOWN HEARTH

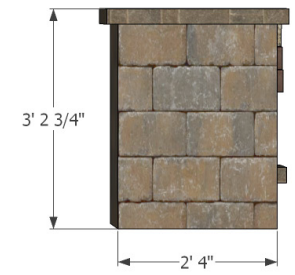
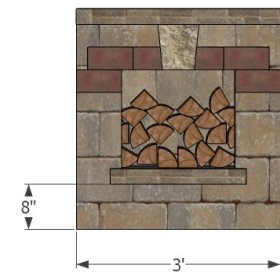
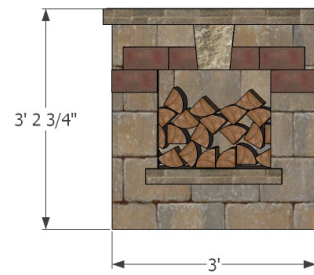

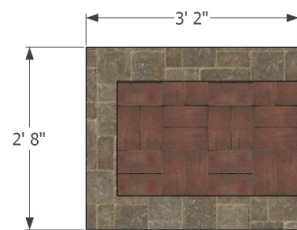
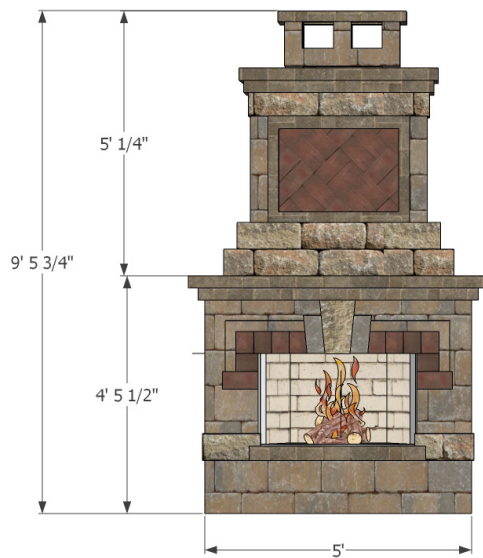
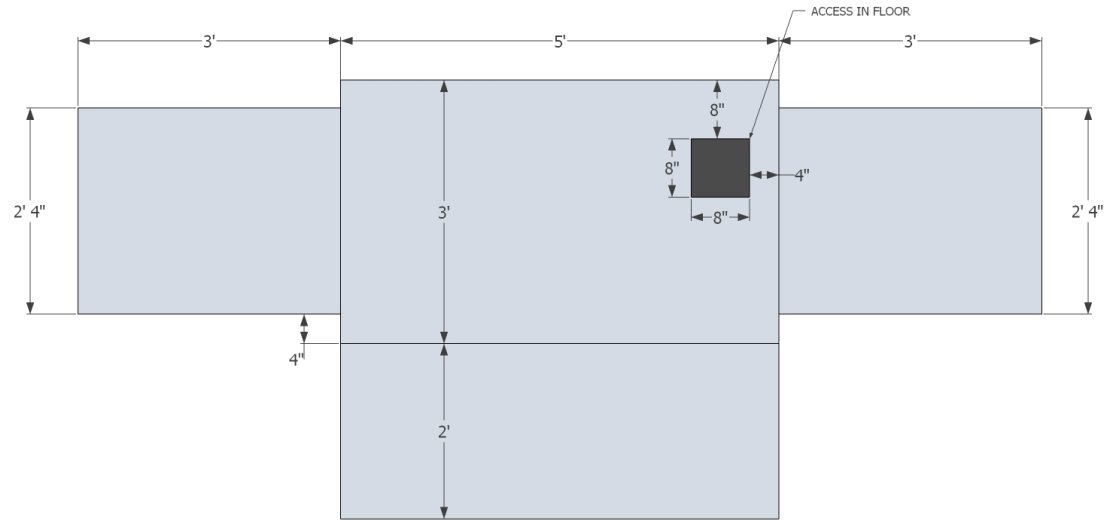
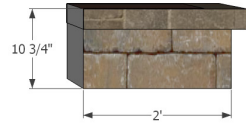

- JMHTS

Approximate weight: Call for details

Rough dimensions: 2'D X 5'W X .9'H



THE JAMESTOWN SERIES SPEC SHEET



KITCHEN IDEA GALLERY

STRAIGHT KITCHEN



DELUXE KITCHEN



"L" KITCHEN



"U" KITCHEN



KITCHEN IDEA GALLERY SPEC SHEET



**36" AOG Grill
36NB**

37"W X 19 1/2"D X 8 1/2"H

Please specify NG or LP when ordering



**AOG Double Access Door
20-30-SSD**

20 3/4"H X 30"W



**AOG Double Drawer
16-15-DSSD**

14 1/2"W X 20 1/2"D X 15 3/4"H



**AOG Single Access Door
20-14-SSDR or DL**

20 3/4"H X 14 1/2"W

*Shown, are the most common stainless items. Please consult your sales rep on additional stainless options.

KITCHEN IDEA GALLERY SPEC SHEET



Fire Magic Sink & Faucet
3587 & 3588
14"W X 14"D X 6"H



AOG Double Side Burner
3282
11 1/2"W X 22 3/4"D X 8 1/2"H



Fire Magic Premium Refrigerator
3590-DR
20"W X 21 1/4"D X 34 1/8"H



Fire Magic Bar Caddy
1D-S0
14 1/4"W X 23 3/4"D X 12"H

*Shown, are the most common stainless items. Please consult your sales rep on additional stainless options.

LIGHTING UPGRADES

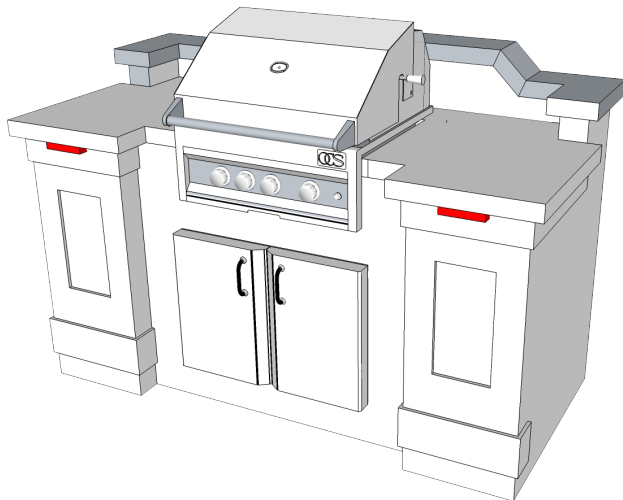
LED Wall Light




**Rotondo Luna
Low Voltage
For Brick Oven Only
(Not Available In LED)**




**Lighting Locations
For Grill Island**



**Lighting Locations
For Brick Oven**



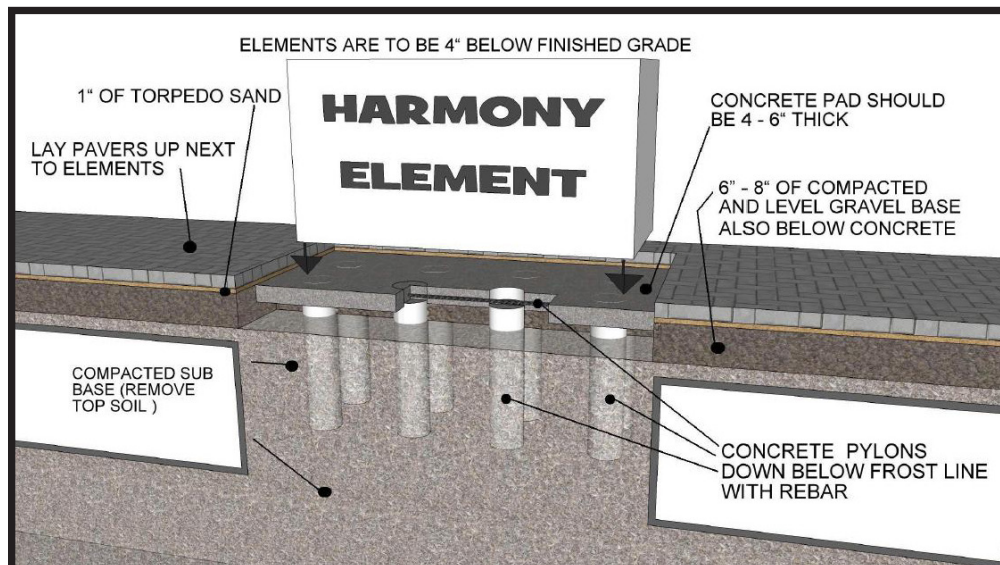
**Lighting Locations
For Fireplace Set**



INSTALLATION INSTRUCTIONS

Elements are very easy to install. Here are a couple cross section details to consider. Keep in mind, these are not engineered plans. Make sure you check with your local municipality for their requirements when installing *Elements*. Here are a few other key points to remember:

- Always place a piece of material (plywood or carpet work well) between your forks and the *Elements* to prevent chipping.
- Always transport the *Element* on the pallet it comes with until you are ready to place on the permanent location.
- Make sure to use a ratchet strap to secure the *Element* to the loader when transporting and placing.
- Handle *Elements* with care — they are concrete, but not indestructible.
- Make sure to size the machine to the *Elements* weight.
- All *Elements* are designed to be buried 4" below finish grade.



CONCRETE PAD INSTALLATION

Typical Cross Section for Concrete Pad Installation

***The following measurements are a suggestion. Always check your local building codes first.*

