



PRODUCT SELECTION GUIDE

DESIGNED BY NATURE, PERFECTED BY BOULDER CREEK™



BOULDER CREEK

Designed by nature – perfected by Boulder Creek. The look and feel of natural stone... nothing is more honest or more enduring. Nobody makes it easier than Boulder Creek to incorporate the long-lasting, maintenance-free romance of stone into your home... inside or out.

It's beautiful. For some people, good enough is fine. We're not those type of people. We make stone products for discriminating eyes and we distribute them through partners that can deliver an equally high caliber of service. There's value in excellence... but we suspect if you're reading this, you already knew that. You're like us.

It's responsible. Boulder Creek's respect for the planet runs deep. We're working hard to ensure that our manufacturing process consumes fewer resources and generates less waste. On average, our products are comprised of 35% recycled content and while making them, we capture and reuse virtually all of the water used in the process.

It's something you can do yourself. Here's where nature can't compete; Boulder Creek Stone Products are engineered for easy installation. Its reduced weight, consistently flat application surfaces, corner pieces and specially designed accessories make installation easy and produce professional-grade results.

Getting started. Boulder Creek offers a product palette nearly as wide and deep as nature itself. A great first step is to determine what shape appeals most to you and then explore the range of subtle and dramatic color options.

Surround yourself with the attainable luxury of Boulder Creek Stone... it's well within your reach.

Diseñado por la naturaleza – perfeccionado por Boulder Creek. El ver y el sentir de una piedra natural... nada es más honesto y más duradero. Nadie hace más fácil que Boulder Creek incorporar la piedra de romance duradera y sin mantenimiento a su hogar... adentro o afuera.

Es hermosa. Para algunas personas, lo suficientemente bueno está bien. Nosotros no somos esa clase de personas. Nosotros hacemos productos de piedra para ojos discriminadores y los distribuimos a través de nuestros socios que pueden entregar igualmente servicio de alto calibre. Hay valor en la excelencia... pero nosotros sospechamos que si usted está leyendo esto, usted ya lo sabe. Usted es como nosotros.

Es responsable. Boulder Creek tiene respeto por el planeta que corre profundamente. Nosotros trabajamos duro para asegurar que nuestro proceso de fabricación consuma menos recursos y que genere menos desperdicios. En promedio, nuestros productos están compuestos de un 35% de contenido reciclado y mientras se los hace, nosotros capturamos y reusamos virtualmente toda el agua que es usada en el proceso.

Es algo que puede hacer usted mismo. Aquí es donde la naturaleza no puede competir; los productos Boulder Creek Stone son diseñados para una fácil instalación. Su poco peso, sus aplicaciones consistentes en superficies planas, sus piezas de esquina y accesorios especialmente diseñados para hacer una fácil instalación y produce resultados de grado profesional.

Comenzando. Boulder Creek ofrece productos cercanos a una paleta de colores tan amplios y profundos como la naturaleza misma. Un gran primer paso para determinar qué forma le llama más la atención y luego explorar el rango de opciones de colores sutil y dramática.

Rodéese con el lujo a su alcance de Boulder Creek Stone... está muy a su alcance.



BAVARIAN CASTLE
Antique Buff
S6240-4



BAVARIAN CASTLE
Norwich
S6250-5



BAVARIAN CASTLE
Westwood
S6230-4



BAVARIAN CASTLE
Preston
S6265-10



BAVARIAN CASTLE
Nottingham
S6270-10



BAVARIAN CASTLE
Oxford Brown
S6210-3



BAVARIAN CASTLE
Liverpool
S6260-6



BLUFF STONE
Easton
S4835-5



BLUFF STONE
Outback
S4800-8



BLUFF STONE
Seneca
S4830-4



BLUFF STONE
Sunset
S4820-8



CLIFFSTONE
Apache
S5170-0



CLIFFSTONE
Montour
S5185-4



CLIFFSTONE
Bradford
S5190-7



CLIFFSTONE
Foxboro
S5180-4



CLIFFSTONE
Durango
S5160-0



COUNTRY LEDGE
West Chester
S4095-7



COUNTRY LEDGE
Brown
S4000-8



COUNTRY LEDGE
Fossil Beige
S4060-8



COUNTRY LEDGE
Vancouver
S4005-7



COUNTRY LEDGE
Glacier Buff
S4025-8



EASTERN FIELDSTONE
Englewood
S6000-5



EASTERN FIELDSTONE
Hanover
S6030-7



EASTERN FIELDSTONE
Stonehill
S6015-5



EASTERN FIELDSTONE
Walden
S6025-5




EASTERN FIELDSTONE
Hampton
S6020-5



EASTERN FIELDSTONE
Tishbury
S6010-5



EASTERN FIELDSTONE
Burnt Hollow
S6005-09



FAST STAK*
Nema
S5060-8



FAST STAK*
Gunflint Gray
S5020-9

* Groutless pattern * Patrón sin incruste.



FAST STAK*
Cashmere
S5015-7



FAST STAK*
Velarde
S5025-7




FAST STAK*
Ancona
S5005-7



FAST STAK*
Sable
S5070-8



FAST STAK*
Jaffa Beige
S5040-9



FAST STAK*
Russet Brown
S5090-6



FAST STAK*
Black Onyx
S5035-09



FAST STAK*
Cheyenne Ridge
S5050-8



FAST STAK*
Mirage Gray
S5010-9



ITALIAN FIELDSTONE
Tivoli
S5200-5



ITALIAN FIELDSTONE
Venice
S5205-5



ITALIAN FIELDSTONE
Toscana
S5220-5



ITALIAN FIELDSTONE
Bergamo
S5215-5




ITALIAN FIELDSTONE
Torino
S5230-10



LONG ISLAND STAK*
Alden
S6385-09



LONG ISLAND STAK*
Aurora
S6395-09



LONG ISLAND STAK*
Hempstead
S6365-10



LONG ISLAND STAK*
Manhattan
S6380-09



LONG ISLAND STAK*
Niagara
S6375-09




LONG ISLAND STAK*
Woodridge
S6390-09



MONTANA LEDGE
Rocky Mountain
S4610-8



MONTANA LEDGE
Ronan
S4675-6



MONTANA LEDGE
Suede Gray
S4630-8



MONTANA LEDGE
Leather Brown
S4650-8



MONTANA LEDGE
Chesapeake
S4670-4



MONTANA LEDGE
Cactus Ridge
S4620-8



MONTANA LEDGE
Cameron
S4680-6



MOUNTAIN BLEND
Comforts of Home
S9030-6



MOUNTAIN BLEND
Athena
S9035-7



MOUNTAIN BLEND
Barton
S9040-7

* Groutless pattern * Patrón sin incruste.



MOUNTAIN BLEND
Medena
S9050-7



SANGRIA
Castano
S4200-8



SANGRIA
Tolono
S4240-4



SANGRIA
Saddle
S4201-09



SANGRIA
Pueblo
S4245-5



SANGRIA
Spanish Wheat
S4210-8*



OHIO RUBBLE
Olin Valley
S4710-8



OHIO RUBBLE
St. Claire
S4705-7



OHIO RUBBLE
Smokey Hollow
S4725-8



OHIO RUBBLE
Prairie Mountain
S4720-8



OHIO RUBBLE
Oklahoma Crème
S4750-9



OHIO RUBBLE
Stonehenge
S4775-4



OHIO RUBBLE
St. Charles
S4780-5



OHIO RUBBLE
Hudson Bay
S4760-0



OHIO RUBBLE
Monroe
S4715-7



PRAIRIE BLUFF
Navajo
S5800-9



PRAIRIE BLUFF
Varena
S5875-6



PRAIRIE BLUFF
Mojave
S5860-5



PRAIRIE BLUFF
Oakwood
S5830-4



PRAIRIE BLUFF
Camino
S5855-5



PRAIRIE BLUFF
Laner
S5820-0



PRAIRIE BLUFF
Red Mountain
S5865-5



PRAIRIE BLUFF
Prescott
S5890-10




PRAIRIE BLUFF
Mesquite
S5895-10



PRAIRIE BLUFF
Yuma
S5810-0



PRAIRIE BLUFF
Newbury
S5885-7



RIVER ROCK
Minnesota Blend
S4385-8



RIVER ROCK
Manistee
S4325-6



RIVER ROCK
Mission
S4315-08



RIVER ROCK
Comfort Blend
S4330-8

Please note, Sangria - Spanish Wheat: S4210-8 is shown with some pieces installed vertically. Por favor note, Sangria - Spanish Wheat: S4210-8 se muestra con algunas piezas instaladas verticalmente.

Always see a physical sample prior to purchase.

Siempre mire una muestra física antes de comprar.



RIVER ROCK
Northern Blend
S4345-8




RIVER ROCK
Desert Rust
S4350-8




RIVER ROCK
Natures Blend
S4355-8



RIVER ROCK
Copper Mountain
S4370-8



NUGGETS
Superior
S5600-9



PEBBLESTONE
River Bed
S5400-8



WASHED RIVER ROCK
Barren
S5305-6



WASHED RIVER ROCK
Erie
S5310-6



WASHED RIVER ROCK
Escanaba
S5315-6



WASHED RIVER ROCK
Yakima
S5325-6



SOUTHEASTERN LEDGESTONE
Quincy
S6115-7



SOUTHEASTERN LEDGESTONE
Cajun
S6110-3



SOUTHEASTERN LEDGESTONE
Wilmington
S6175-5



SOUTHEASTERN LEDGESTONE
Tupelo
S6100-3



SOUTHEASTERN LEDGESTONE
Sierra Madre
S6150-4



SOUTHEASTERN LEDGESTONE
Barrington
S6155-4



SOUTHEASTERN LEDGESTONE
Butternut
S6165-5



SOUTHEASTERN LEDGESTONE
Crimson Mountain
S6185-6



SOUTHEASTERN LEDGESTONE
Allegheny
S6170-5



SOUTHEASTERN LEDGESTONE
Saratoga
S6145-4



SOUTHEASTERN LEDGESTONE
Tenor
S6102-09



SPLITFACE
Buckeye Blend
S4260-8



SPLITFACE
Mansfield
S4255-7




SPLITFACE
Painted Desert
S4280-0



SPLITFACE
Willows
S4285-0



SPLITFACE
Michigan
S4290-1



SPLITFACE
Sagebrush
S4270-9



SPLITFACE
Great Lakes
S4250-8



SPLITFACE
Westin Willows
S4275-08



VENETIAN COBBLE
Napoli
S5900-5



VENETIAN COBBLE
Biella
S5905-5



VENETIAN COBBLE
Milan
S5910-5



VENETIAN COBBLE
Molise
S5930-6



VENETIAN COBBLE
Florence
S5940-7



VENETIAN COBBLE
Lamson
S5925-5



VENETIAN COBBLE
Naples
S5935-7



VENETIAN COBBLE
Salerno
S5915-5



VENETIAN COBBLE
Genoa
S5920-5



WEATHERED EDGE
Fon-Du-Lac
S5100-8



WEATHERED EDGE
Sun Prairie
S5110-8



WEATHERED EDGE
Kodiak
S5120-0



WEATHERED EDGE
Pepin
S5125-5



WEATHERED EDGE
Kenosha
S5130-5



WEATHERED EDGE
Trenton
S5135-7



WEATHERED EDGE
Bristol
S5140-7



WESTERN LEDGE STAK*
Appaloosa
S4900-2



WESTERN LEDGE STAK*
Lasino
S4925-5



WESTERN LEDGE STAK*
Mustang
S4920-3



WESTERN LEDGE STAK*
Belgian
S4930-5




WESTERN LEDGE STAK*
Burnt Hollow
S4905-09



WESTERN LEDGE STAK*
Moroccan
S4910-3



WESTERN LEDGE STAK*
Morgan
S4935-7




NEW BRICK
Sienna Blend
2103-8




NEW BRICK
Red Colonial
2110-8



NEW BRICK
Dover
2112-8



NEW BRICK
Chicago Blend
2114-8



NEW BRICK
Carbon Buff
2117-8



CLINKER BRICK
Red
2600-8

* Groutless pattern * Patrón sin incruste.



STONEBRICK
Alexander
2500-07



STONEBRICK
Beringer
2501-07



STONEBRICK
Columbia
2502-07



STONEBRICK
Ferrara
2503-07



STONEBRICK
Kendall
2504-07



STONEBRICK
Kirkland
2505-07



STONEBRICK
Linden
2506-07



STONEBRICK
Tinley
2507-07



USED BRICK
Chicago Used
1100-8



USED BRICK
Lexington
1103-8



USED BRICK
Buff
1104-8



USED BRICK
Old World
1106-8



USED BRICK
Ash
1110-07



USED BRICK
Cortland
1111-07



USED BRICK
Essex
1112-07



USED BRICK
Madison
1113-07



USED BRICK
Talbot
1114-07



ESTATE
Caldwell
1200-07



ESTATE
Clinton
1201-07



ESTATE
Navarro
1202-07



ESTATE
Kershaw
1203-07



ESTATE
Shelby
1204-07



ESTATE
Sumter
1205-07



ESTATE
Richton
1206-07



TUMBLD
Burke
2300-07



TUMBLD
Franklin
2301-07




TUMBLD
Kenyon
2302-07



TUMBLD
Lincoln
2303-07



TUMBLD
Maverick
2304-07




TUMBLD
Richmond
2305-07




TUMBLD
Tipton
2306-07




TUMBLD
Harwood
2307-07



TRAVERTINE
Crane
2200-07



TRAVERTINE
Duval
2201-07



TRAVERTINE
Luna
2202-07



TRAVERTINE
Mesa
2203-07



TRAVERTINE
Otero
2204-07



TRAVERTINE
Pima
2205-07



TRAVERTINE
Quay
2206-07



TRAVERTINE
Elmwood
2207-07

Chisel Faced Sills 24"W X 3"D X 3"H



Cheyenne
SLCH-850



Light Gray
SLCH-870



Arkansas
SLCH-895



Harvest Wheat
SLCH-840



Ponderosa
SLCH-800



Pewter Gray
SLCH-805



Antique Tan
SLCH-820



Tivoli
SLCH-815

*Standard
Hearthstones*

18"W X 20"D X 1-5/8"H



Cheyenne
H995

Light Gray
H945

Arkansas
H965

Harvest Wheat
H910

Ponderosa
H970

Antique Tan
H980

Tivoli
H915

Large Hearthstones

24"L X 2-1/2"H X 16", 18", & 20"W

Available in standard colors, right (R), center (C) and left (L) units.



Post Cap Flat

16"X16", 18"X18", 20"X20", 24"X24", 32"X32"
ALL ARE 2-1/2" THICK




Post Cap Peaked

24"X24"X2-1/2" WITH 4-1/2" PEAK
32"X32"X2-1/2" WITH 5" PEAK



Wall Cap Flat

12"X20", 12"X24", 16"X20" & 16"X24"
ALL ARE 2-1/2" THICK



Wall Cap Peaked

12"X20", 12"X24", 16"X20" & 16"X24"
ALL 3" AT PEAK



Castle Accents



LARGE
6"W X 10"H X 2" THICK



SMALL
6"W X 6"H X 2" THICK

Base Piece

8" W X 18" L X 1" H



Large Flat Sill

5"W X 20"L X 1-1/2"H



Heavy-Duty Flat Sill

7" W X 20" L X 2-1/2" H



Rollock

24"W X 3-5/8"H X 2" THICK




Keystone

8" HIGH & 12" HIGH ALL
ARE 2-1/2" THICK



CHISEL FACED



SMOOTH

Light Trim Rectangle

8"W X 12"H X 1-1/2" THICK



Light Trim Octagon

8"W X 8"H X 1-1/2" THICK



Outlet Trim

6"W X 8"H X 1-3/4" THICK



This is not the full selection of accessories. Please call or go to www.bouldercreekstone.com

Boulder Creek products can be installed inside or out by the professional and do-it-yourselfer alike. Please contact your local dealer or go to www.bouldercreekstone.com to get complete installation instructions.

Photos in this brochure include different installation styles and grouting techniques for your design ideas. Stone coverage is based on a 3/8 – 1/2” grout joint. It is recommended that you contact Boulder Creek Stone or your local dealer to see a product sample prior to making your purchase.

Los productos Boulder Creek pueden ser instalados dentro o fuera por nuestros profesionales y hágalo usted mismo. Por favor contacte a su vendedor local o vaya a www.bouldercreekstone.com para obtener instrucciones de instalación completas.

Las fotos en este panfleto incluyen diferentes estilos de instalación y técnicas de incrustación para sus ideas de diseño. La cobertura de piedra está basada en una unión de incruste de 3/8 – 1/2” Se recomienda que usted contacte Boulder Creek Stone o su vendedor local para ver una muestra del producto antes de hacer su compra.



**Boulder
CREEK®
STONE PRODUCTS**

CORPORATE HEADQUARTERS
MINNEAPOLIS, MN
800.762.5902

WWW.BOULDERCREEKSTONE.COM
WWW.BOULDERCREEKARCHITECT.COM

Reproduction variations of the printing process may not accurately reflect product color. © Boulder Creek Stone. Printed in the United States on American-made paper. v5.10

Variaciones en la reproducción en el proceso de impresión pueden no reflejar correctamente el color del producto. © Boulder Creek Stone. Impreso los Estados Unidos en papel Norteamericano. v5.10

CHARTER MEMBER
MMA
Masonry Veneer Manufacturers Association

CLASSIFIED
UL
MINERAL COMPOSITION UNITS
SURFACE BURNING CHARACTERISTICS
89TN
Flame Spread 0
Smoke Developed 0

LISTED **CANULC-S102.**
ULC
MINERAL COMPOSITION UNITS
SURFACE BURNING CHARACTERISTICS
89TN
Flame Spread 0
Smoke Developed 0



FSC **Mixed Sources**
Product group from well-managed forests, controlled sources and recycled wood or fiber
www.fsc.org Cert. No. SMI-COC-002309
© 1996 Forest Stewardship Council