


inspired by nature
Hardscape Collection



A member of the
Talsey Group





Classicstone™ Promenade™

Welcome to the Natural Paving brochure, your inspirational guide to creating your dream hardscape and outdoor living space.

We are proud to be North America's leading independent supplier of natural stone hardscape materials, renowned for both exceptional products and customer service.

We offer an unrivalled range of premium products with stunning colors and striking finishes, designed for luxury projects.

Our natural stone pavers are the ultimate choice for those looking to create dream gardens and superior outdoor living spaces. Be the envy of all your neighbors, naturally, with our inspired and contemporary collection.



Tel: (888) 240-8704

Fax: (214) 382-2629

Email: sales@naturalpavingusa.com

5360 Ball Ground Highway, Ball

Ground, GA 30107, Georgia USA

www.naturalpavingusa.com



**Natural Paving Products (UK) Ltd, Belton Road,
Sandtoft, Doncaster, DN8 5SX**

www.naturalpavingproducts.co.uk



A member of the
Talsey Group



The Natural Paving collection provides home owners with:



- ✓ A more prestigious, durable and stylish hardscape option to colored concrete.
- ✓ A complete outdoor living solution, with complementary flagstones, pavers, coping, and step treads, enabling a continuity of design from the front driveway through to garden.
- ✓ An option to create a truly bespoke outdoor living space.

Contents

| | | |
|---|--|---|
| 06 Classicstone™ Indian sandstone and limestone flagstones Promenade™ Lakeland™ Golden Fossil™ Harvest™ Charcoal™ Classicstone Project Packs | 34 De Terra™ Sandstone and limestone pavers Promenade™ Lakeland™ Harvest™ | 48 Vitripiazza™ Vitrified Italian porcelain paving Tempesta™ Oro™ Nuvola™ Cenere™ Dark Oak™ Weathered Gray™ |
| 22 Premiastone™ Smooth sandstone flagstones Platinum™ Ivory™ | 44 Step Treads Sandstone natural finish step treads Promenade™ Lakeland™ Harvest™ | 56 ASTM Testing |
| 30 Pool Coping Chiseled and bullnose sandstone coping Promenade™ Lakeland™ Golden Fossil™ Harvest™ | 46 Pavetuf Jointing Compound All weather jointing compound Buff Grey How To Use | 58 Bespoke Solutions |
| | | 59 How to Buy |
| | | 60 Installation |
| | | 62 Laying Patterns |
| | | 64 Benefits of Natural Stone |
| | | 66 Stone: Our End to End Solution |
| | | 67 Product Information and Guidance |



Classicstone™



Classicstone™

Classicstone™ is exactly what it suggests, the ultimate in timeless, traditional sandstone and limestone flagstones. Each hand cut piece has a naturally riven surface and edges that inspire a warm and natural rustic look.






Each flagstone within this range is distinct, with unique and varying color palettes, differing riven surfaces, natural veining and occasional fossil prints. Classicstone™ products are available in a combination of project packs, single sizes and circle kits. Please note that Charcoal is not available in a circle kit.

Classicstone™ products have been calibrated and sized in squares and rectangles to ease and reduce the cost of on-site installation.

Please note that all product sizes, weights and coverages stated throughout this brochure are nominal.



The Classicstone™ collection includes:



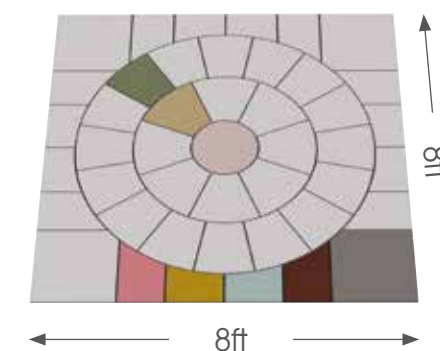
*Please note all colors shown are sandstone, except for Charcoal which is a limestone. Charcoal is not calibrated and can fade in the sunlight over a period of time.

Please see page 62 for project pack laying patterns.

Circles



2 ring circle with squaring off kit



Each 2 ring circle with squaring off kit:

- Covers 64ft²
- Contains 45 pieces
- Weighs 840 lbs

(Please note this is 3 ring circle without a squaring off kit - available on special order)

Promenade™



| Product | Nominal thickness (inch) | Nominal weight per pack (lbs) | Nominal coverage ft² per pack | Number of pieces per pack | | | |
|-------------------------------------|--------------------------|-------------------------------|-------------------------------|------------------------------------|-----------|-----------|-------------|
| | | | | Please note that sizes are nominal | | | |
| | | | | 36" x 24" | 24" x 24" | 24" x 12" | 11¾" x 11¾" |
| Calibrated Project Pack | 1 | 2250 | 205 | 16 | 16 | 16 | 12 |
| 24" x 24" Calibrated Single Size | 1 | 2000 | 176 | - | 44 | - | - |



| Product | Nominal thickness (inch) | Nominal weight per pack (lbs) | Nominal coverage ft² per pack | Number of pieces per pack | | | |
|-------------------------------------|--------------------------------|-------------------------------------|-------------------------------------|------------------------------------|-----------|-----------|-------------|
| | | | | Please note that sizes are nominal | | | |
| | | | | 36" x 24" | 24" x 24" | 24" x 12" | 11¾" x 11¾" |
| Calibrated Project Pack | 1 | 2250 | 205 | 16 | 16 | 16 | 12 |
| 24" x 24" Calibrated Single Size | 1 | 2000 | 176 | - | 44 | - | - |

Golden Fossil™



| Product | Nominal thickness (inch) | Nominal weight per pack (lbs) | Nominal coverage ft² per pack | Number of pieces per pack | | | |
|-------------------------------------|--------------------------|-------------------------------|-------------------------------|------------------------------------|-----------|-----------|-------------|
| | | | | Please note that sizes are nominal | | | |
| | | | | 36" x 24" | 24" x 24" | 24" x 12" | 11¾" x 11¾" |
| Calibrated Project Pack | 1 | 2250 | 205 | 16 | 16 | 16 | 12 |
| 24" x 24" Calibrated Single Size | 1 | 2000 | 176 | - | 44 | - | - |

Harvest™

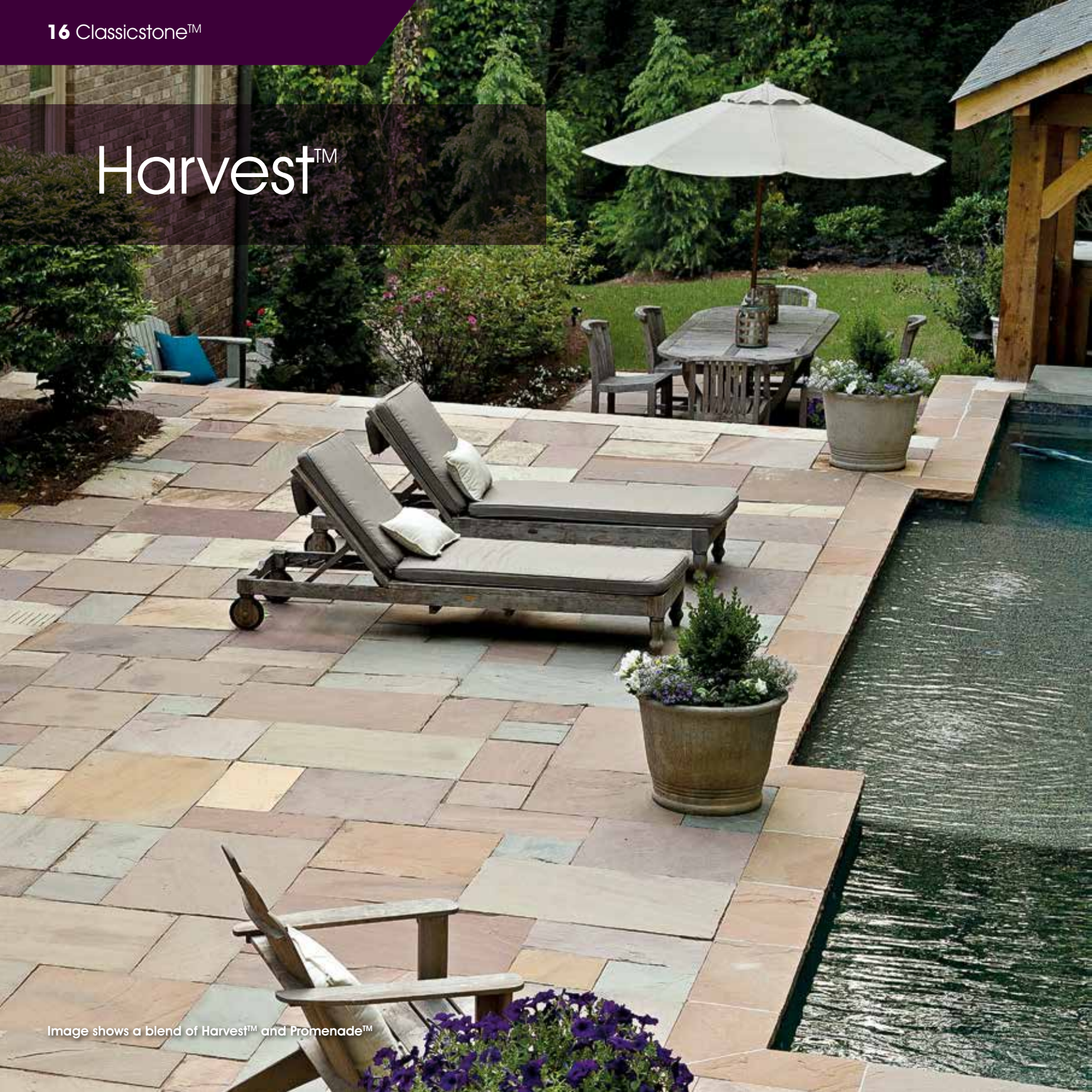


Image shows a blend of Harvest™ and Promenade™

| Product | Nominal thickness (inch) | Nominal weight per pack (lbs) | Nominal coverage ft² per pack | Number of pieces per pack | | | |
|-------------------------------------|--------------------------|-------------------------------|-------------------------------|------------------------------------|-----------|-----------|-------------|
| | | | | Please note that sizes are nominal | | | |
| | | | | 36" x 24" | 24" x 24" | 24" x 12" | 11¾" x 11¾" |
| Calibrated Project Pack | 1 | 2250 | 205 | 16 | 16 | 16 | 12 |
| 24" x 24" Calibrated Single Size | 1 | 2000 | 176 | - | 44 | - | - |



Charcoal™



Please note the flagstones shown in the images above have been sealed.

| Product | Nominal thickness (inch) | Nominal weight per pack (lbs) | Nominal coverage ft² per pack | Number of pieces per pack | | | |
|-----------------------|--------------------------|-------------------------------|-------------------------------|------------------------------------|-----------|-----------|-------------|
| | | | | Please note that sizes are nominal | | | |
| | | | | 36" x 24" | 24" x 24" | 24" x 12" | 11¾" x 11¾" |
| Project Pack | 1 | 2250 | 205 | 16 | 16 | 16 | 12 |
| 24" x 24" Single Size | 1 | 2000 | 176 | - | 44 | - | - |

Understanding Classicstone™ Project Packs

Promenade™

Paving in a pack...



*...contains four different sizes
of natural stone...*



...that covers 205 square ft



**Number of pieces
per pack**



3' x 2'
16 per pack



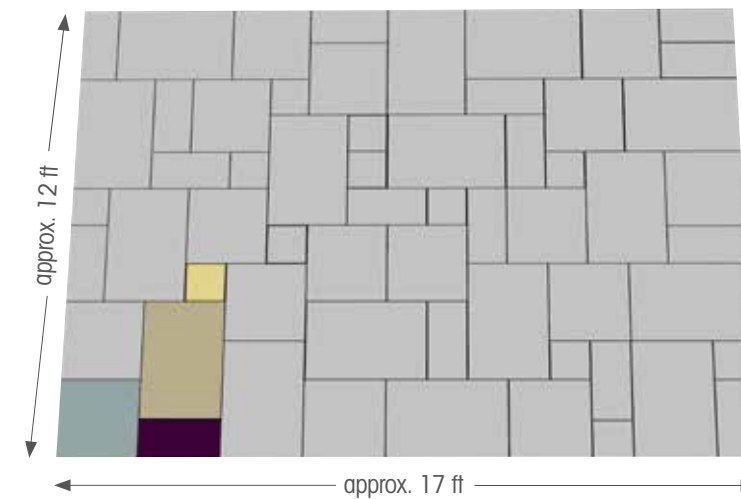
2' x 2'
16 per pack



2' x 1'
16 per pack



1' x 1'
12 per pack



Benefits of Classicstone™

Natural Paving USA's calibrated hardscape products present home owners with the ultimate in durability and beauty with:

- > Gauged to 1" thick
- > 15,000 PSI Compressive Strength (Av)
- > Great for concrete overlay
- > Easy and fast laying

Such credentials make natural stone the natural choice over concrete and irregular stone paving alternatives.

Premiastone™



Premiastone™

The Premiastone collection offers flagstones that have been machine cut to give a contemporary, smooth 'squared edge' look.



Ivory™



Premiastone flagstones are available in highly contemporary linear project packs in a choice of Ivory and Platinum sandstone. You can be sure that a Premiastone product will create a natural 'wow factor' in your outdoor living space.

Please note that all product sizes, weights and coverages, stated throughout this brochure are nominal.

Please see page 63 for project pack laying patterns.

The Premiastone collection includes:




Ivory™

Platinum™



| Product | Thickness (inch) | Nominal weight per pack (lbs) | Nominal coverage ft² per pack | Number of pieces per pack | | |
|-----------------------------------|---------------------|-------------------------------------|-------------------------------------|------------------------------------|-----------|-----------|
| | | | | Please note that sizes are nominal | | |
| | | | | 24" x 24" | 24" x 12" | 12" x 12" |
| Calibrated Linear Project Pack | 3/4 | 2425 | 210 | 24 | 35 | 34 |

Ivory™



Please note image shows the product in wet conditions and some of the larger sizes within the pack have been cut down to create a specific pattern.

| Product | Thickness (inch) | Nominal weight per pack (lbs) | Nominal coverage ft² per pack | Number of pieces per pack <small>Please note that sizes are nominal</small> | |
|-----------------------------------|-----------------------------|-------------------------------------|-------------------------------------|--|---|
| | | | | 24" x 15 ³ / ₄ " | 15 ³ / ₄ " x 15 ³ / ₄ " |
| Calibrated Linear Project Pack | ³ / ₄ | 2315 | 220 | 50 | 50 |

Pool Coping

Chiseled finish in Harvest™

Bullnose finish in Harvest™

Pool Coping



Our sandstone Pool Coping comes in a choice of 4 colors and 2 styles, bullnose and natural chiseled, allowing for both modern and traditional designs.

Offering home owners versatility, the coping can also be used as step treads and wall caps on retaining walls. Please note that all product sizes, weights and coverages stated throughout this brochure are nominal.



Promenade™



Lakeland™




Golden Fossil™



Harvest™


All products are calibrated with sawn back and sides and come in the following pack sizes:

| Nominal size (inch) | Nominal thickness (inch) | Nominal weight per pack (lbs) | Number of pieces per pack | | | |
|--------------------------|--------------------------------|----------------------------------|------------------------------|----------|---------------|-----------|
| 24 x 12 | 2 | 2340 | 48 | | | |
| Front Edge | | Surface Finish | Harvest | Lakeland | Golden Fossil | Promenade |
| Bull nose coping | | Natural surface | ● | ● | | ● |
| Natural chiselled coping | | Natural surface | ● | ● | | ● |
| Natural chiselled coping | | Textured surface | | | ● | |



Chiseled finish in Promenade™

De Terra™ Stone Pavers



De Terra™ Stone Pavers

De Terra™....from the earth. Now you can mix and match our Classicstone™ flags with this beautiful range of natural stone pavers. Add warmth and style to your pool decks and driveways to create the ultimate curb appeal.



Our natural sandstone pavers are sawn on 4 sides and tumbled creating an attractive rustic look.

The pavers come in project packs that consist of 3 different sized pavers and are available in a choice of 3 colors and 2 thicknesses.

The 1 1/4" thick paver is designed for residential projects and the 2" thick paver is suitable for vehicular traffic. Please note that all product sizes, weights and coverages stated throughout this brochure are nominal.


Please see page 63 for project pack laying patterns.




1 1/4" thickness



6" x 6"



9" x 6"



12" x 6"

2" thickness



6" x 6"



9" x 6"




12" x 6"

Harvest™



| Product | Nominal thickness (inch) | Nominal weight per pack (lbs) | Nominal coverage ft² per pack | Number of pieces per pack <small>Please note that sizes are nominal</small> | | |
|-------------------------|--------------------------------|-------------------------------------|-------------------------------------|--|---------|----------|
| | | | | 6" x 6" | 9" x 6" | 12" x 6" |
| Calibrated Project Pack | 1 1/4" | 2200 | 160 | 180 | 180 | 90 |
| Calibrated Project Pack | 2" | 2400 | 92 | 56 | 80 | 128 |



| Product | Nominal thickness (inch) | Nominal weight per pack (lbs) | Nominal coverage ft² per pack | Number of pieces per pack | | |
|-------------------------|--------------------------------|-------------------------------------|-------------------------------------|------------------------------------|---------|----------|
| | | | | Please note that sizes are nominal | | |
| | | | | 6" x 6" | 9" x 6" | 12" x 6" |
| Calibrated Project Pack | 1 1/4" | 2200 | 160 | 180 | 180 | 90 |
| Calibrated Project Pack | 2" | 2400 | 92 | 56 | 80 | 128 |



Harvest™



| Product | Nominal thickness (inch) | Nominal weight per pack (lbs) | Nominal coverage ft² per pack | Number of pieces per pack | | |
|-------------------------|--------------------------|-------------------------------|-------------------------------|------------------------------------|---------|----------|
| | | | | Please note that sizes are nominal | | |
| | | | | 6" x 6" | 9" x 6" | 12" x 6" |
| Calibrated Project Pack | 1 1/4" | 2200 | 160 | 180 | 180 | 90 |
| Calibrated Project Pack | 2" | 2400 | 92 | 56 | 80 | 128 |

Step Treads

Our step treads are heavy duty, high quality sandstone products, which have been designed with a consistent height of 6” so they can be easily stacked to form a natural stairway.

An ideal complement to any patio surface, the step treads are available in 3 colors, which match our Classicstone™ and De Terra™ range, allowing home owners to create a consistent design throughout their outdoor living space.



Installation is simple, just prepare the bottom step by leveling and compacting a 40"x20" area and set the stone in place. Once in place, it is important that the front of the tread is slightly lower than the back to ensure proper drainage. After your first stone is set simply level and compact the area behind the first stone and set the next step on the leveled area allowing the stone to partially rest on the back side of the previous tread.

Please note that all product sizes, weights and coverages throughout this brochure are nominal.



Promenade™



Lakeland™



Harvest™



Promenade™



Harvest™

| Nominal size (inch) | Nominal thickness (inch) | Nominal weight per pack (lbs) | Number of pieces per pack |
|---------------------|--------------------------|-------------------------------|---------------------------|
| 39 x 18 | 6 | 3080 | 8 |

Pavetuf Jointing Compound



Grey



Buff

Pavetuf Jointing Compound

An easy to apply all weather Jointing Compound, available in a range of 2 colors.

- ✓ Use in wet and dry conditions
- ✓ Use with paving joints as narrow as 1/8" and as shallow as 3/4"
- ✓ Jointed areas can be walked upon after just 18 – 24 hours
- ✓ No waste, can be re-used
- ✓ Easy to apply, durable and eco – friendly

| Finish | Colors | Application |
|-----------------------|----------------------------|--|
| Granular, traditional | Choice of 2; grey and buff | Simple and relatively quick, 1 person job. Suitable for DIY and trade professionals. |



How to use the Pavetuf Jointing Compound

Pavetuf Jointing Compound is a quick and simple way to securely joint your new paved area and can be used with our Vitripiazza™, Classicstone™ and Premiaestone™ range.

PREPARATION

Pavetuf Jointing Compound is suitable for use with most paving types, apart from block paving, however some paving can be prone to staining. Before applying, test a small area first to ensure your paving does not discolor.

7 EASY STEPS TO GREAT LOOKING PAVING

- 1 Thoroughly pre-soak the area before application. The more water used the better the result.
- 2 Pour Pavetuf Jointing Compound evenly across your newly laid paving. Top Tip: To help stop staining thoroughly soak the Compound in the tub before putting on the paving.
- 3 Using a stiff broom, brush the Compound into the joints ensuring that they are completely filled.
- 4 Ensure that the surface of the paving and Compound are kept wet during the application.
- 5 Repeat step 3 until all joints have been filled.
- 6 Top up any joints that haven't been filled properly and wash off the excess Compound from the surface using a watering can or hosepipe with a low water pressure.
- 7 As the application involves water it needs to be applied in temperatures of 40 degrees F and above.

Top Tips:

- The more water added, the easier it is to move the Compound and fill the joints.
- Why not add water into the tub, along with the dry Compound before pouring the Compound onto the paving.
- If you are using Compound from a tub that has been opened previously and soaked in water to preserve it, when you come to use this with new tubs of Jointing Compound, you should mix the open tub with a new tub before application to avoid color batching.

Important: Please note that staining can occur on the paving, especially near the joints, if it is not kept soaking wet throughout the application process, and if any surplus Jointing Compound is not removed from the surface of the paving.



Vitripiazza™



Vitripiazza™

An exclusive range of Italian vitrified porcelain paving, available in a range of 6 colors.

Benefits of Vitripiazza™ flagstones

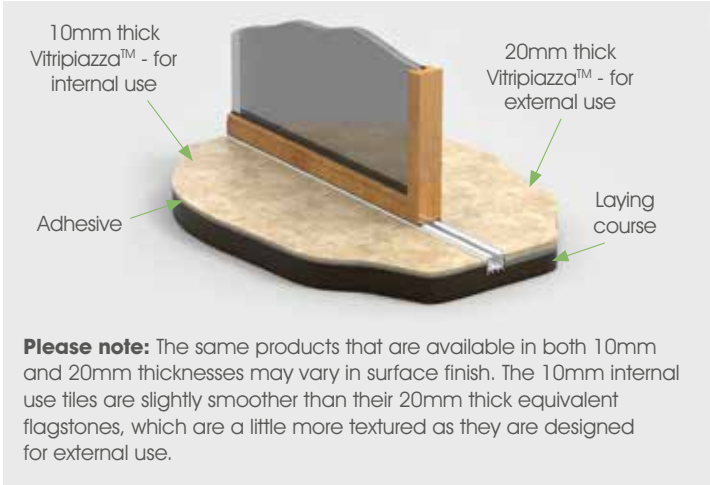
The vitrification process that our porcelain undergoes makes it a robust, high quality, long lasting and strong paving option. Not only do the Vitripiazza™ flagstones offer a varied color blend that reflects natural stone, they also provide home owners with the ultimate choice in durability, longevity and style as they are:

- ✓ Highly durable
- ✓ Resistant to attack from moss, mould and pesticides
- ✓ Resistant to salt
- ✓ Non absorbent (<0.1%)
- ✓ Frost proof
- ✓ Easy to clean



Bringing the outside in

The Vitripiazza™ range is available in 20mm thick flagstones, designed for external use. To enable you to bring the outdoors in and create a flush finish from your garden into your home, we offer Vitripiazza™ stone finish products in a 10mm thick single size floor tile for internal use.



Please note: The same products that are available in both 10mm and 20mm thicknesses may vary in surface finish. The 10mm internal use tiles are slightly smoother than their 20mm thick equivalent flagstones, which are a little more textured as they are designed for external use.

Please note: All product sizes, weights and coverages stated throughout this brochure are nominal.

Vitripiazza™



Vitripiazza™ is available in 6 beautiful colors and 2 finishes, that are supplied in single size packs. Each product comes in a 20mm thick flagstone for external use and the stone finish products also have a matching 10mm thick tile for internal use.




Tempesta™
(stone finish) ◆◆◆



Oro™
(stone finish) ◆◆◆



Nuvola™
(stone finish)* ◆◆◆



Cenere™
(stone finish)* ◆◆◆



Dark Oak™
(wood finish) ◆◆◆



Weathered Gray™
(wood finish) ◆◆◆

Cenere™



Tempesta™



Stone Finish

| Product - External Use | Nominal thickness (mm) | Nominal weight per pack (lbs) | Nominal coverage ft² per pack | Number of pieces per pack |
|------------------------|------------------------|-------------------------------|-------------------------------|---------------------------|
| 24" x 24" Single Size | 20 | 2300 | 248 | 60 |
| Product - Internal Use | | | | |
| 24" x 24" Single Size | 10 | 1112.5 | 480 | 120 |

Stone Finish

| Product - External Use | Nominal thickness (mm) | Nominal weight per pack (lbs) | Nominal coverage ft² per pack | Number of pieces per pack |
|------------------------|------------------------|-------------------------------|-------------------------------|---------------------------|
| 24" x 24" Single Size | 20 | 2300 | 248 | 60 |
| Product - Internal Use | | | | |
| 24" x 24" Single Size | 10 | 1112.5 | 480 | 120 |

Dark Oak™



Weathered Gray™



Wood Finish

| Product - External Use | Nominal thickness (mm) | Nominal weight per pack (lbs) | Nominal coverage ft² per pack | Number of pieces per pack |
|------------------------------------|------------------------|-------------------------------|-------------------------------|---------------------------|
| Please note that sizes are nominal | | | | |
| 18" x 36" Single Size | 20 | 2225 | 240 | 54 |

Wood Finish

| Product - External Use | Nominal thickness (mm) | Nominal weight per pack (lbs) | Nominal coverage ft² per pack | Number of pieces per pack |
|------------------------------------|------------------------|-------------------------------|-------------------------------|---------------------------|
| Please note that sizes are nominal | | | | |
| 18" x 36" Single Size | 20 | 2225 | 240 | 54 |



ASTM testing

There are many types of natural stone available, so it is important to choose the right natural stone product for you. Our stone has been tested by a lab in the US and has far surpassed all ASTM requirements for paver material. The most recent tests completed included; PSI (Compressive Strength ASTM C140-15), Absorption rate (ASTM C140-15) and Coefficient of Friction rate (ASTM C140-15).

During a series of tests on the 1" Classicstone™ range we see that:

- The average PSI, compression strength is 15,260.
- Absorption rate is 1.2% This is very low for a paver, which is good, as a low absorption rate is crucial, especially for colder climates.
- The slip resistance, measured by the coefficient of friction, showed our products to have a score of 1.46 in dry conditions and 0.94 in wet.

All of our stone is CE marked to meet with strict EU regulations that were introduced in July 2013. European standards EN1341 (flagstones), EN1342 (pavers) and EN1343 (Kerbs) specify the requirements and test methods for each of these. The CE testing covers area's similar to ASTM including water absorbency, flexural strength and frost resistance. We have had all of our natural stone products tested to show the various properties of each stone and how the stone is likely to behave and react under different circumstances.

For more detailed information about our product testing and results please contact our Customer Service Team on: (888) 240-8704.



Bespoke solutions

If you are looking for stone for commercial and/or highly tailored design projects, we offer a bespoke supply service. Our Technical Team are here to advise on specification and technical issues relating to your bespoke projects and specialise in:

- Take off's from drawings and Bill of Quantities for commercial and special projects
- Ordering specific thicknesses and sizes of stone paving and ancillaries
- Utilizing your designs, CAD drawings, sketches and architect drawings and turning them into functional working drawings

From our quarries and factories we can produce an array of bespoke natural stone solutions and have contacts worldwide to import many variations of stone and landscaping materials.

Recent Case Studies:



Black Bull Inn, Hotel
(Bespoke cut paving, coping and steps)



Centre for Digital Innovation, Government funded initiative
(Bespoke cut sandstone paving, coping and steps)



District Police Headquarters
(Bespoke cut paving, tactile paving and steps with granite inserts)



Miller Homes, Birkacre Park, Urban residential project
(Bespoke cut paving and kerbs)

Choosing the right look

We have a huge selection of products including natural stone and porcelain, each with a variety of finishes, sizes and colors to choose from. To help you select the right one for you, please see the tables below explaining our product descriptions.

Key terms glossary

| | |
|------------------------|---|
| Tumbled/Rumbled | Literally tumbled to give a weathered, aged, antique finish. |
| Chamfered | Where a stone edge has been beveled. |
| Calibrated | Stone that has been machine cut to a nominal thickness. Calibrated stone is useful where weight and/or limited depth for laying the product is an issue. It is easier to install than non calibrated stone. |

| | |
|----------------------------|---|
| Project Packs PP | Contain a fixed mix of nominal sizes that allow flagstones to be laid randomly. |
| Single Sizes SS | Contain a fixed number of stones that are all of the same nominal dimensions. Useful for contemporary linear designs. |
| Circle Kits CK | Pieces of flagstones that have been cut and shaped to make circular patterns, ideal for creating focal points. |

Please note: All product sizes stated throughout this brochure are nominal and subject to tolerance.

Color Variation

This key indicates the relevant extent of color variation and shading that is present on each product.



Buying our products

We have an extensive network of reputable dealers across North America including stone yards, landscape centers and garden centers, where you can purchase our products. Please contact the Customer Service Team for details of your nearest dealer or visit our website:

www.naturalpavingusa.com/dealers

Exceptional customer service

As a wholesaler, we work hard to ensure that our retailers, trade customers and consumers are looked after. The success of Natural Paving USA has been underpinned by providing the highest standards in product quality and excellent customer care.



If you have any questions please contact our Customer Service Team on:

Tel: (888) 240-8704 Fax: (214) 382-2629
Email: sales@naturalpavingusa.com
Natural Paving USA INC, 5360 Ball Ground Highway, Ball Ground, GA 30107, Georgia USA

Request a free Commercial Brochure

Our range of commercial and high specification products include:

- Granite, Limestone & Sandstone Paving
- Porphyry Paving
- Tactile Paving
- Blyko Concrete Paving
- Setts, Cubes & Binders
- Kerbs, Steps & Edgings
- Sustainable Paving Solutions

For a copy of the Commercial Brochure or if you have a specific project that requires bespoke cut stone and design support please contact our Technical Team on **(888) 240-8704**

Installation

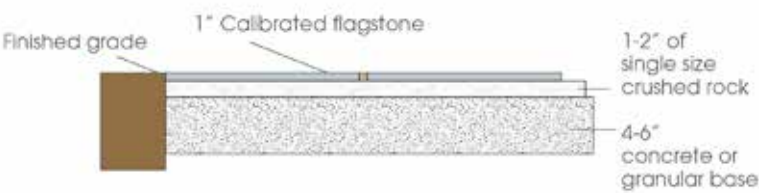
Installing Calibrated Natural Flagstones

Installation of our 1" calibrated Classicstone™ and ¾" calibrated PremiaStone is simple, in fact it is the same as installing a concrete paver. Some may argue laying a larger format, like our project packs, will actually be faster than laying concrete pavers.

Much like any other patio installation, the base is the most critical part. Prepare the patio area and ensure soil is stable prior to laying geotextile and base material. Install 4 inches of crushed aggregate and compact with plate compactor (compact in 1" lifts). After your base is set, screed 1" of paver sand. Do not disturb the sand prior to installing the paving stones.

Begin laying the Classicstone™ / PremiaStone™ by following the specified pattern and spacing (see pages 58/59). Use a rubber mallet to set each stone and ensure all edges are even. After your patio layout is complete, use polymeric sand to fill the joints by following the manufacturer's instructions.

Typical cross-section



Installing Vitripiazza™ Porcelain Flagstones

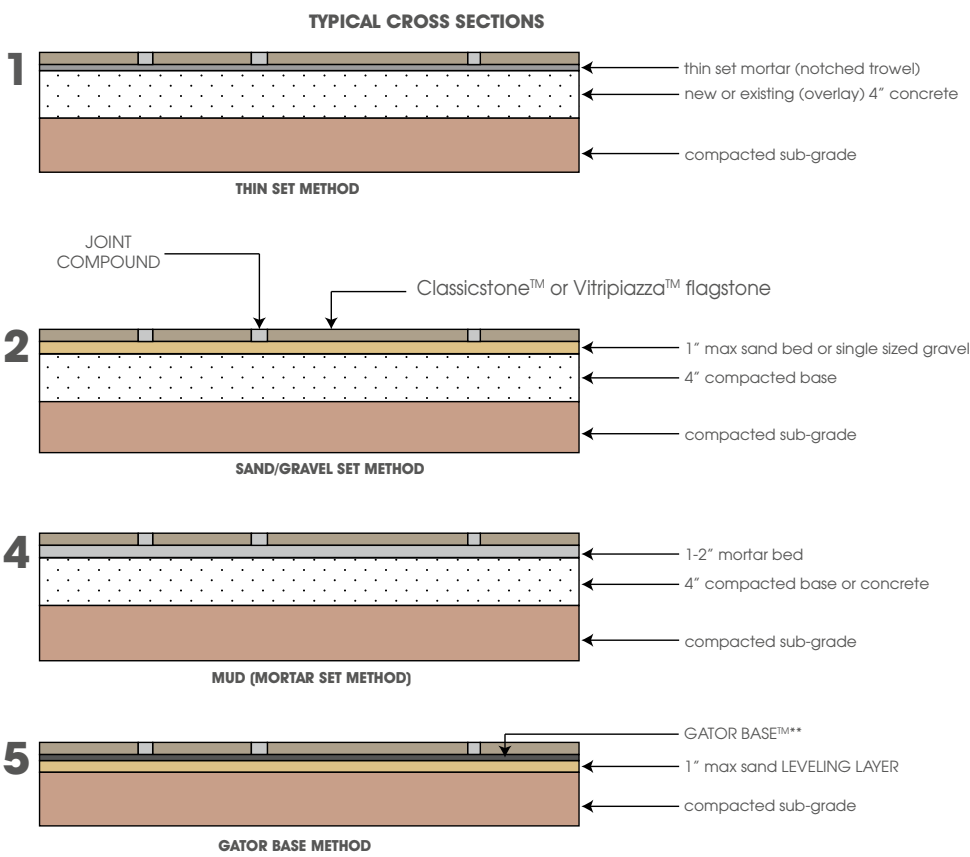
As with our calibrated flagstone, our Vitripiazza™ porcelain pavers are designed for ease of installation. Unlike the calibrated natural flagstones, our rectified porcelain pavers are produced to a very tight tolerance in all dimensions. This allows for an even wider range of applications and installation techniques. Vitripiazza™ pavers can be installed using the same methods listed in the calibrated flagstone method with the addition of the use of a pedestal system to allow a flat deck to be constructed with sub-surface drainage.

Due to the extremely low absorption rate of the porcelain pavers, care must be taken when using the thin-set method to ensure that a suitable bond is formed between the porcelain paver and the concrete base.

All installations should make use of spacers in the joints to ensure straight lines.

Installation methods include:

- 1) Thin set method
- 2) Laying on gravel
- 3) Raised flooring system
- 4) Laying on mud
- 5) Gator Base method



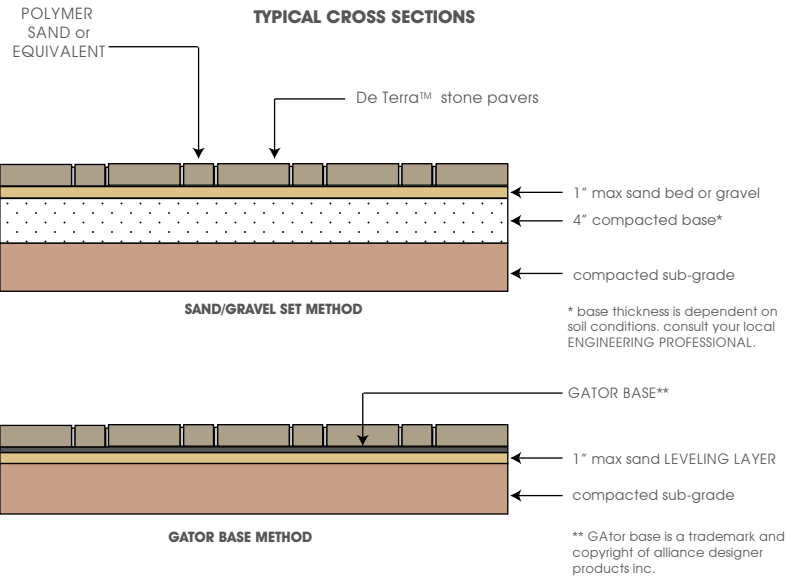
Installing De Terra™ Stone Pavers

Small element pavers have gained in popularity in the past 10 years. Technology has enabled concrete units to be produced with good tolerances allowing for ease of installation. We have combined this ease of installation with the enduring appeal of natural stone with our De Terra™ stone paver range.

Our natural stone pavers are produced from the same durable sandstones as our flagstone range enabling us to produce a 3cm (1 1/4") thick paver that will withstand the loads from driveway traffic when bedded correctly.

Our natural stone pavers can be installed on a sand bed over compacted base or a low strength concrete base. Concrete paver installers can lay our natural stone pavers in exactly the same way as the concrete version using the 'click and drop' method to ensure a small joint between the stones.

A big advantage of these pavers, as with all our calibrated Classicstone™ and Vitripiazza™ flagstones, is that the reduced thickness allows for overlay of existing concrete or asphalt in situations where concrete pavers may be too thick for grade considerations. Remember, 'thin is in!'

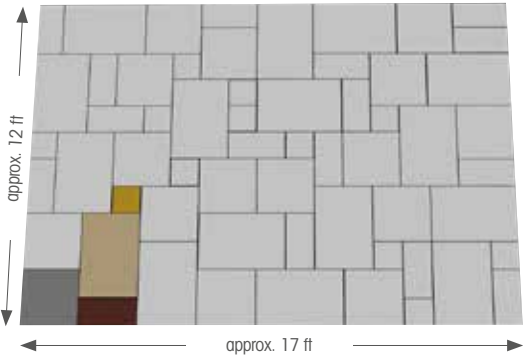


Laying Patterns

Classicstone™ Project Pack

When laid this project pack covers an area of approx 205 ft²

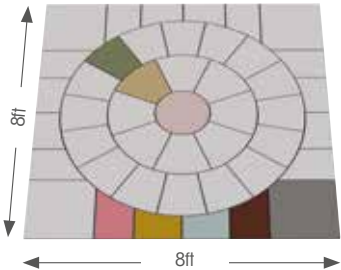
| Nominal size (inch) | No. per pack | Nominal weight (lbs) |
|---------------------|--------------|----------------------|
| 36 x 24 | 16 | 2250 |
| 24 x 24 | 16 | |
| 24 x 12 | 16 | |
| 11 3/4 x 11 3/4 | 12 | |



Circle Kit

2 ring circle with squaring off kit

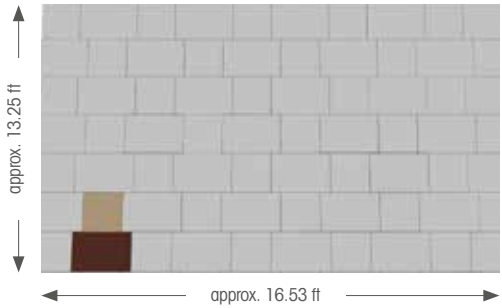
- Each 2 ring circle with squaring off kit:
- Covers 64 ft²
 - Contains 45 pieces
 - Weighs 840 lbs



Ivory™ Linear Project Pack

When laid this project pack covers an area of approx. 220 ft²

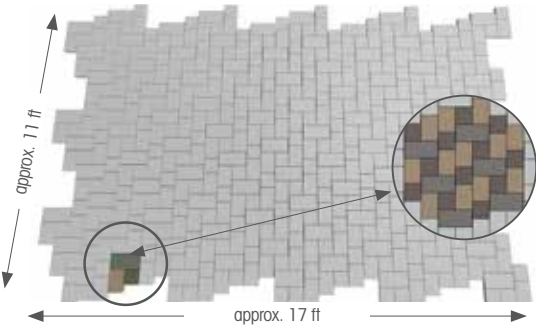
| Nominal size (inch) | No. per pack | Nominal weight (lbs) |
|---------------------|--------------|----------------------|
| 24 x 15 3/4 | 50 | 2315 |
| 15 3/4 x 15 3/4 | 50 | |



De Terra™ Stone Paver
30mm thick

When laid this project pack covers an area of approx 160 ft²

| Nominal size (inch) | No. per pack | Nominal weight (lbs) |
|---------------------|--------------|----------------------|
| 6 x 6 | 180 | 2200 |
| 9 x 6 | 180 | |
| 12 x 6 | 90 | |



Platinum™ Linear Project Pack

When laid this project pack covers an area of approx. 210 ft²

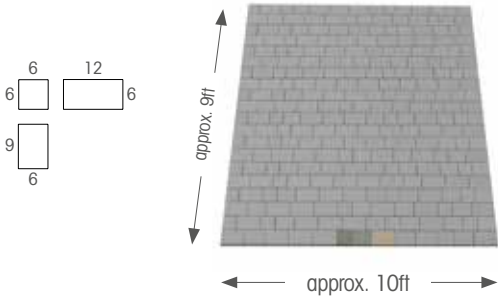
| Nominal size (inch) | No. per pack | Nominal weight (lbs) |
|---------------------|--------------|----------------------|
| 24 x 24 | 24 | 2425 |
| 24 x 12 | 35 | |
| 12 x 12 | 34 | |



50mm thick

When laid this project pack covers an area of approx 92ft²

| Nominal size (inch) | No. per pack | Nominal weight (lbs) |
|---------------------|--------------|----------------------|
| 6 x 6 | 56 | 2400 |
| 9 x 6 | 80 | |
| 12 x 6 | 128 | |



Benefits of natural stone over colored concrete and native stone

Natural Paving USA's calibrated hardscape products present home owners with the ultimate in durability and beauty with:

- > A vast choice of ethically sourced, luxury paving options.
- > Pre cut and packaged packs of natural stone that are calibrated to ease handling and installation.
- > A choice of installation techniques including set in mortar; thin-set or sand set.
- > Long lasting and low maintenance solution.
- > Our natural stone is competitively priced against concrete and native stone alternatives.

Such credentials make natural stone the natural choice over concrete and irregular stone paving alternatives.



Benefits of natural stone over native stone

Native irregular stone from Oklahoma



Random irregular shapes that have to be hand collected and cut into shape onsite



Natural Paving's contemporary shaped Harvest™ sandstone project pack



Pre cut into squares and recs and neatly packaged into crates



Benefits of natural stone over colored concrete pavers

Natural Paving's stone landscaping products are more attractive than concrete paving equivalents:

- > Each piece of natural stone has a unique blend of color and tones which makes your garden / driveway / landscape, completely bespoke unlike manufactured colored concrete where all pieces are identical and comparatively characterless.
- > The color in natural stone is not pigmented unlike concrete, making it more attractive.
- > Natural stone will retain its look over time, as opposed to concrete which is manufactured from composite aggregate mixes that become exposed after a few years of trafficking.

Natural Paving's stone landscaping products are more durable than concrete paving equivalents:

- > Natural stone is a durable frost resistant paving.
- > Natural stone does not wear, to expose aggregates like concrete does.

Natural Paving's stone landscaping products are easier to maintain than concrete paving equivalents:

- > Concrete requires ongoing maintenance and re painting, however natural stone just requires simple cleaning.

Natural Paving's stone landscaping products can be installed as easily as concrete paving equivalents:

- > The installation of natural stone does not require new skills; it can be laid similar to concrete.




Natural Paving's stone landscaping products are a better investment than concrete paving equivalents:

- > Using natural stone materials will add greater value to your property.
- > Natural stone does not necessarily cost more than using equivalent concrete products.

Natural Paving's stone landscaping products are more sustainable and environmentally friendly than concrete paving equivalents:

- > Natural stone is the most sustainable building material, as resources of stone on earth are vast, plentiful and date back billions of years. Although the re-generation of stone is not as readily visible as the re-generation of trees, it is a continuous process with natural stone having an enduring life-cycle.
- > Natural stone is exactly that, natural, meaning that our stone products have not been 'manufactured' in the way that concrete equivalent products are.
- > As a natural product, our stone products are recyclable and can be used as reclaimed paving and/or crushed and used for aggregates.



Stone: Our end to end solution

Our natural stone landscaping products, destined for beautiful homes and gardens, follow a careful journey that is controlled and overseen by Natural Paving Products. To ensure you receive the very highest standards in quality and service, our unique service offering means that we handle the stone from quarry to local stone yard.



We quarry

We source products globally but quarry the majority from partner operations in India, so we can guarantee that all of our products are ethically sourced.

We manufacture

Once out of the ground there are multiple factory sites with state of the art machinery where the stone is processed, cut and shaped. This enables us to offer a vast range of products in terms of finishes and sizes.

We import and distribute

We stock our full range in the UK and USA and work with a dedicated transport agent, so we can guarantee the timely and consistent supply of products, as you need them.

We supply

We have a reputable and large network of dealers across the USA, who we partner with, ensuring that together, we provide you with the right product and respond efficiently and effectively to your requirements.

For further important details about our natural stone products: purchasing and receiving them; their properties; installation; product care and; health and safety issues, please refer to our 'Understanding and Installing Natural Stone Paving' guide.

Product Guidance and Installation:

For full details on the properties of natural stone and how to install/use our products, please go to the download section of the website at **www.naturalpavingusa.com** or contact the Customer Service Team on **(888) 240-8704**.

Download our 'Understanding and Installing Natural Stone Paving' guide



Product information and guidance

About us

Natural Paving Products is a leading independent supplier of high quality, ethically sourced natural stone products. Our USA division supplies products to businesses and consumers and has a sales team throughout North America. Our experienced sales and technical staff are always available to provide advice and guidance. We are always happy to help and to try and answer any queries that you may have about any of our products. For further information please contact our Customer Service Team on **888-240-8704**.

Purchasing our Products

If you would like to purchase any product in our range please contact us directly through our Customer Service Team on **888-240-8704**. We can assist you by providing contact details of our network of dealers, designers and/or installers.

All sales will be subject to applicable Terms and Conditions that are available upon request.

Samples of our products are available from our dealers.

Distribution

Natural Paving's products are available to our dealers for collection or delivery from our Regional Distribution Centers currently located in Houston, TX and Savannah, GA.

All products must be checked on arrival and in the unlikely event of products being delivered in a less than satisfactory condition, please refer to your dealer immediately, allowing time for any defective product to be replaced.

About our Products

Products and materials, unless otherwise stated, are for domestic landscaping projects.

The product names do not always relate to the geology of the stone. All of our products vary in color and texture. Each individual piece will have distinct markings and may contain natural imperfections and defects. Size variations will also occur and unfortunately this means we cannot guarantee particular sizes. All product dimensions are nominal and calibrated products are subject to variations. Traditional and processed stone materials may result in some delamination of the surface of our products.

Please note that customers need to allow for wastage when ordering any of our products. As a result of the natural characteristics, production, transportation and cutting methods of the stone, these may result in up

to 10% of any order being unusable due to any of the following reasons (including without limitation): chips, blemishes, surface variations, breakages and discoloration. Customers should order an additional 10% in the volume of product required to complete their project.

Over time, environmental conditions may impact our products, that may attract lichen, algae and/or other organic growths and the appearance of our products may be affected. Due to the composition of natural stone and its mineral content, oxidation and color variations may also occur. Some stones may suffer from efflorescence or staining from jointing, bedding and fixing compounds/mortar. For more information visit the download section at **www.naturalpavingusa.com** containing more detailed product information and FAQ's.

How to Install and Product Care

Careful consideration must be given to the installation and care of our products. You should seek technical advice at all stages from your dealer, designer or installer regarding the care of the particular product you have purchased.

In particular please be aware that you should consider whether the product can be used for the purpose you require. Also please note that some sealers and other materials can damage all of our products. Staining of our products can occur if they are not cared for or are used incorrectly and specialist advice should always be sought if you are in any doubt. For more information visit the download section at **www.naturalpavingusa.com**.

Health and Safety

We would recommend that you take extreme care when dealing with our products. In particular, many of our products are heavy and awkward in shape to lift and we recommend that suitable lifting equipment is used. Appropriate protective clothing should be worn at all times and health and safety legislation should be adhered to when working with our products. When cutting our products either with chisels or rotary disc cutters it is essential that suitable eye protection is worn. Always ensure that suitable respiratory protection is worn to avoid the inhalation of dust particles produced by high speed cutting devices. For more information visit the download section at **www.naturalpavingusa.com**

It is your responsibility to ensure that you comply with all applicable health and safety legislation and guidelines.

All images included in this brochure are the copyright of Natural Paving Products Limited. Unauthorised reproduction of any image is forbidden unless prior permission has been granted by Natural Paving Products. Information is considered accurate at the time of going to print, and Natural Paving Products cannot be held responsible for any errors or omissions. Photographs have been used as a guide to product identification only and may not be accurate in detail or color and there may be some color variations between photographs, compared to the actual product. In the interest of product improvements we reserve the right to change colors, design and specifications without prior notice. Copyright 2017.



Tel: (888) 240-8704

Fax: (214) 382-2629

Email: sales@naturalpavingusa.com

www.naturalpavingusa.com

Natural Paving USA INC, 5360 Ball Ground Highway, Ball Ground, GA 30107, Georgia USA
A member of the Talasey Group.

